



de Stolfe Journal

13.3 : JUNE 2024



CONTENTS

13.3 : JUNE 2024

Covers activities in May and June 2024.

(Page numbers correspond to the PDF page numbers.)

- 2** ... Contents & On The Cover
- 3** ... Comments by RG
- 4-5** ... Word for Life
- 6-10** ... Random Things
- 11-12** ... Downtown Mural
- 13-14** ... When Mom Went To New York City
- 15-18** ... Miami Metro Zoo
- 19-20** ... 1960s Busch Gardens
- 21** ... Types of Flamingos
- 22** ... Changes To Las Vegas
- 23** ... Cars of The 1920s
- 24** ... Photo Variations
- 25** ... Fun Cats
- 26** ... Final Thought—Holiday Calendar
- 26** ... The Fine Print
- 27-31** ... Back Page Literature

ON THE COVER



The photo on the cover and above is of flamingos that were at Busch Gardens in the 1960s. I found some misc slides Dad had that included a trip to Busch Gardens. I don't think my parents were married yet at this point, but the photos were too interesting not to include, such as these flamingos! Read more about flamingos and about the Busch Gardens trip elsewhere in this issue.

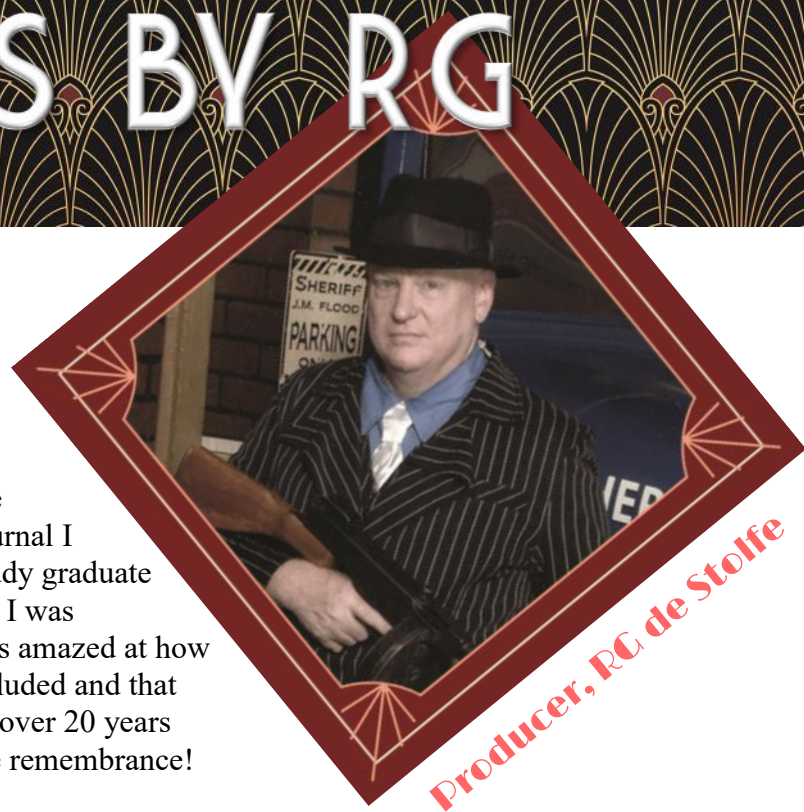


We live in the 2020s, not the 1920s! Wherever there is a web link like below, click it to go to the webpage it references! (Click it now!)

www.destolfe.com



COMMENTS BY RG



Lots of Vintage Content

Welcome to another issue of the de Stolfe Journal! This is the June issue that transitions from spring to summer. Since I have not done any travelling since March, the last issue and this issue sort of return to the kind of content I used to have that was whatever I wanted to include. This issue is much like that except I have included various content that I have been backburning multiple times until a time when I could include them. Well, now is the time to include them! I still have more backburned stuff beyond this issue that I will just have to include in future issues!

A large chunk of this issue is of old photos that I found and scanned that were of my own, that Mom had, and that Dad had. They are organized by topic and should be fun to look at. Included of these topics is when I went to the Miami Metro Zoo in the early 1980s, a painted mural I was a part of in the early 1990s, A time when Mom went to New York City and New Jersey in 1994, some old slides from the 1960s when Mom and Dad (well, long before they were married, I think) went to Busch Gardens, and several other misc photos that are scattered about.

The Back Page Literature feature returns with a journal I kept for a self study graduate class in 2002. As I was rereading it, I was amazed at how much detail I included and that makes reading it over 20 years later an awesome remembrance!

Other misc things include some changes to two casino hotels in Las Vegas, some more Cars of The 1920s I did about a year ago, a page about some special cats, and many pages of Random Things that could almost be an entire journal to itself! I collect so many random things from Facebook or of things I photograph or things I find in various places that one or two pages just does not cut it anymore! But I think that makes the journal fun and entertaining!

In recent months, I have been finding cool and fun “holidays” beyond the ones I have included before, like Croissant Day, doughnut day, coffee day, pi day, and so on that I have now put a list of them at the end of the journal. Just recently, I discovered National Pink Flamingo Day! These are the plastic lawn variety, but what a good idea to feature flamingos. Several slides from Busch Gardens were of flamingos

of which, one is on the cover. Also coming up in early July is the Discovery Channel’s Shark Week! Be on the lookout for a RG special issue of Shark Week to come out soon after this issue comes out!

Finally, I already have a lot of content waiting for the next regular issue, which will be the Summer 2024 issue to probably come out in August sometime.

I hope you enjoy and like this current issue!

RG

WORD FOR LIFE

Revelation Topics - "The End Times" - Part 1

Few things scare people more than mentioning "end times" as it typically exposes instilled fears from a limited understanding that it means suffering, violence, and terror! Usually, this viewpoint comes from an extremely narrow understanding of what the Bible says or even just hearsay from other people's interpretations of what the Bible says rather than reading the Bible directly. Now, understand this, the relationship you have with Jesus directly determines where you will be during the End Times. There are only two options: either you have a relationship with Jesus and are saved and forgiven or you are not! That is it no matter what some famous people might say. For those who do not have a relationship with Jesus, the End Times will in fact be a horror of a reality that will force a choice, whether for God or for wickedness. And the deception to make the wrong choice will be strong! Even during a part of the End Times, God will still allow people to get forgiven and saved, but waiting until then will require martyring. That is how severely wicked the End Times will be.

Now let us go over the general order of what happens during the latter days using Biblical references. Most people, sadly, have no clue what will happen during the End Times and after the End Times! Yes, there are other things that happen after the End Times. First off, did you know that we will not be spending our eternity in Heaven? It is a very popular belief that a person dies and spends eternity in Heaven. But that is not accurate to what the Bible tells us! I'll explain further down. To note, I will be using Scripture references from the New King James Version as it is most likely the Bible that people will have if they even have one. That way too, you can look up these scriptures yourself and have them match what I am including here. Do NOT just take my word as truth! Look up for yourself the things I have stated here! Also to note, there will still be questions and details that are not clear as even Bible scholars cannot agree on what some details mean. Also to be clear, I am not theologian to have had extensive study of the Bible in a formal setting. I am simply a believer using my authority as such to "preach the gospel" to others (Mark 16:15). I make no claims of being an expert nor to have any kind of perfect understanding of anything in the Bible. That also does not invalidate my ability or my right to study and to

disseminate information about the Bible! This study is extensive enough to need several parts, which will be included over the next at least two issues of the journal.

Here is a quick reference outline. (This is a working model that I might revise in a later journal if needed.)

The End Times Timeline

(As assembled by RG de Stolfe)

1. Times prior to the resurrection of Jesus
2. Life as we know it right now in June 2024
3. The rapture of God's people
4. First half of 7 year Tribulation: world collapse, chaos, rise of the Antichrist
5. Second half of 7 year Tribulation: God's Judgement upon the earth
6. End of 7 year Tribulation - Jesus returns to the earth out of the clouds followed by a great army of the saints
7. Satan is bound and cast into the bottomless pit for 1000 years
8. Jesus and the saints rule upon the earth with a rod of iron for 1000 years
9. Satan is let out of the bottomless pit "for a little while" then captured again with finality and cast into the Lake of Fire and Brimstone
10. The dead is given up from earth and the waters for the Great White Throne Judgement. The earth and heavens are melted with a great heat (burned up)
11. Upon conclusion, God makes a new earth with new heavens and a new Jerusalem where the saints will live directly with God for all eternity

1. Prior to the resurrection of Jesus, when someone died, they went to a temporary holding place because Jesus had not yet come to redeem the human race. Those who God deemed righteous went to a place called Paradise, while those who He deemed unrighteous went to a place called Scheol. When Jesus died while upon the Cross, He was carrying the sins of the world upon Himself. The only place He could go with those sins is to Scheol. Even God had to turn His head away from Jesus because of the sins upon Him (Matthew 27:46, Mark 15:34). But make no mistake, Jesus is sinless, He only had the sins of the world upon Him! Jesus in Scheol then kicked Satan in the

WORD FOR LIFE

forehead (Genesis 3:15) and took the keys of the Kingdom from Satan (Matthew 16:19). Jesus then went to Paradise and cleared out the people from Paradise and sent them to God the Father in Heaven to reside in Heaven. Then the Father resurrected Jesus back to the earth for 40 days as we read about in the gospels before ascending to God by being lifted up into the clouds (Mark 16:19, Acts 7:56, Luke 22:69).

2. Life as we know it is right now, June of 2024 (if you are reading this when newly published). Right now, when people in Christ die, they go right to Jesus in Heaven, as that is where Jesus ascended to the right hand of the Father (Mark 16:19, Acts 7:56, Luke 22:69) and where He has been ever since. These saints along with those from the rapture will stay in Heaven during the seven years of Tribulation until the end when Jesus and the saints go to the Earth to rule for 1000 years. When those who are not in Christ die, they go to Perdition for their rejection of the salvation in Christ Jesus. And let's be clear here, God never "sends people to Hell"! People's own rejection of salvation in Christ Jesus,

actively or passively, judges themselves to eternal damnation, and God enforces the punishment out of His holiness and righteousness. Once you die (leave the earth), it is too late to choose salvation! You are locked into a choice. Choose it now while you are still alive and still have the choice!

3. The rapture of God's people is what causes a world collapse as millions will suddenly disappear disrupting the flow of manpower and normal processes. The dead (asleep) in Christ will rise up first (1 Thessalonians 4:16) and be caught up in the air with Jesus followed by those alive in Christ, those raptured from the earth (1 Thessalonians 4:17). This is technically the first Coming, but this is not the coming most people think of as The Coming. That is later after the seven years Tribulation. You want to be part of the first coming, not waiting for the second! Also, the Holy Spirit came to the earth on that day of Pentecost (Acts 2:4) and withdraws from the earth at the time of rapture (Genesis 6:3).

The next issue of the journal will continue with the timeline explanations.

Mark 16:15

And He said to them, "Go into all the world and preach the gospel to every creature.

Matthew 27:46

And about the ninth hour Jesus cried out with a loud voice, saying, "Eli, Eli, lama sabachthani?" that is, "My God, My God, why have You forsaken Me?"

Mark 15:34

And at the ninth hour Jesus cried out with a loud voice, saying, "Eloi, Eloi, lama sabachthani?" which is translated, "My God, My God, why have You forsaken Me?"

Genesis 3:15

...He [Seed, Jesus] shall bruise your head, and you [Serpent, Satan] shall bruise His [Seed, Jesus] heel.

Matthew 16:19

...And I will give you the keys of the kingdom of heaven, ...

Mark 16:19

So then, after the Lord had spoken to them, He was received up into heaven, and sat down at the right hand of God.

Acts 7:56

...and [Stephen] said, "Look! I see the heavens opened and the Son of Man standing at the right hand of God!"

Luke 22:69

Hereafter the Son of Man will sit on the right hand of the power of God.

1 Thessalonians 4:15-17

15 For this we say to you by the word of the Lord, that we who are alive and remain until the coming of the Lord will by no means precede those who are asleep.

16 For the Lord Himself will descend from heaven with a shout, with the voice of an archangel, and with the trumpet of God. And the dead in Christ will rise first.

17 Then we who are alive and remain shall be caught up together with them in the clouds to meet the Lord in the air. And thus we shall always be with the Lord.

Genesis 6:3

And the Lord said, "My Spirit shall not strive [remain] with man forever, for he is indeed flesh; ...

RANDOM THINGS



I found this color film image and wondered what kind of car it was and whose car was it. Then it occurred to me that I thought I had seen this car before. And indeed I did, I think the car in the photo to the right is the same car. The above photo appears to be when Dad worked at the Dixie Drive-In Theatre in Dade County in the mid 1960s.



This photo is of my parent's wedding day in Jacksonville just as they were about to drive off.

February 17, 1968



This photo is of the Dixie Drive-In Theatre located on 14601 S Dixie Highway (US 1) in Dade County. 1965. (Not to be confused with the Tropicaire Drive-In Theatre in Southwest Miami!)

RANDOM THINGS



This was my grandfather, Grandpa, my dad's dad, and this was his car. As best as I can tell, this is a 195x Plymouth Belvedere two door sedan hardtop.

That is the best I can determine from comparing photos of similar cars. I scanned this black and white image from a negative.



How is this for an awesome photo! This is a studio photograph of a cobbler, or shoemaker. These were long exposure photos where you had to stay still to get the sharpest image. How in the world did a cat stay still long enough?! This photo was found on the "Old Photos" Facebook group and stated it was from 1850. In looking at it, I want to say that it was taken several decades later. (I like the side table!)



Can't mention anything in Florida without mentioning Publix, Where Shopping Is A Pleasure! And yes, we collected our S&H Green Stamps in the little booklets to use at the S&H Green Stamp store!

Doomscrolling

noun, also doomsurfing

the action of continually scrolling through and reading depressing or worrying content on a social media or news site, especially on a phone.

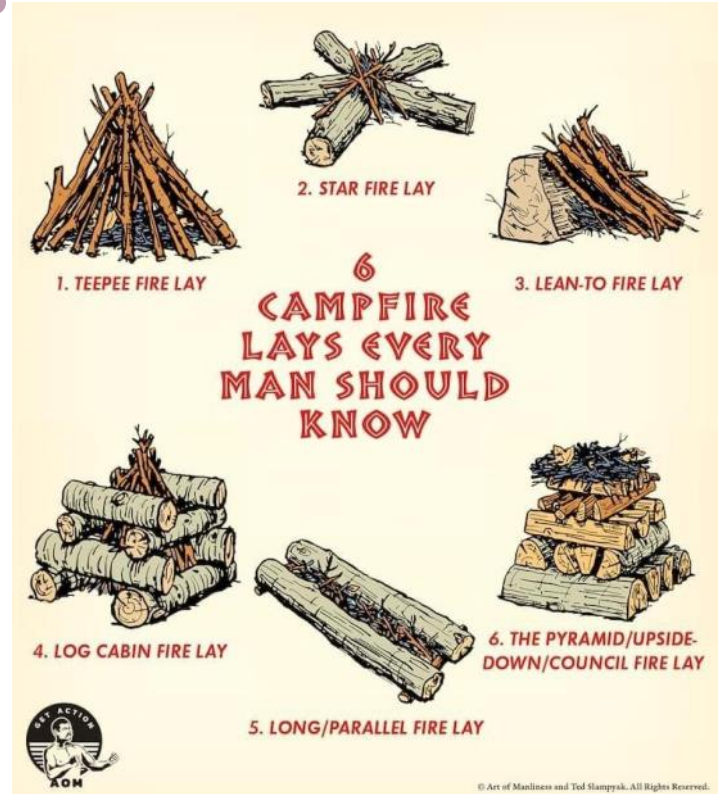
Also,

the act of spending an excessive amount of time reading large quantities of news online.

RANDOM THINGS

Slug Bug Ranch


If you recall in my Fall 2022 issue, I reported about going to the Bug Ranch a few miles east of Amarillo. Developments over the last 6 months brought changes to the Bug Ranch that ultimately relocated them closer to Amarillo, specifically a short distance to the west of The Big Texan by another of their properties, the Big Texan RV Ranch and the Starlight Ranch Event Center. You remember The Big Texan, I went there for this past Christmas as well as several times before over the last few years. They had a “christening” of sorts on Friday, June 14, 2024 unveiling their new location in conjunction with the Texas Route 66 Festival that week. You can see the new logo and the CG layout of the new park in the images below. There is much more than the five original VW cars! (More in the next issue!)



I saw this and thought this was a good thing for people to know! I personally want to try out the star, lean to, and long lays.
From: Art of Manliness and Ted Slampyak.

Garfield's Birthday

Garfield's birthday was June 19, 2024. The comic strip started on June 19, 1978. That means Garfield is now 46 years old! Happy Birthday Garfield!



Partial image. Found on Facebook. Origin unknown.

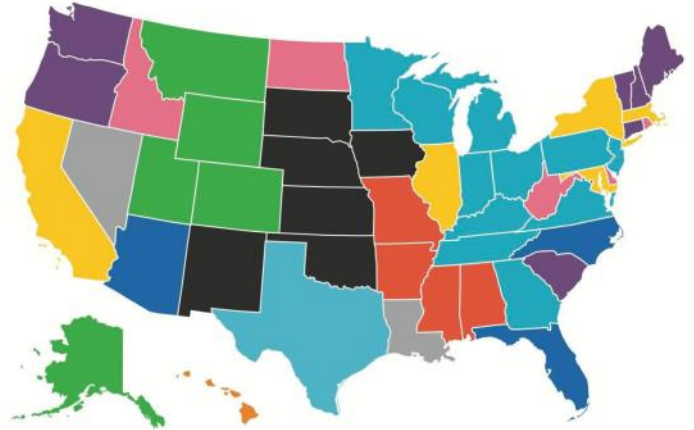
RANDOM THINGS

TEXAS BARBEQUETERIE



*I've shown this before, but I finally found a better photo of it! The Texas BBQ Smörgåsbord!
From: Facebook: uncertain source.*

VACATIONING IN THE U.S.



- Where you go to see nature
- Where you go to see city
- Where you go if you're rich
- Where you go if you're poor
- Where you go if you want a tan (or are elderly)
- Where you go to visit relatives
- Where you go to sin
- Where you go because your family just goes there for some reason
- Where you go on the way to somewhere better
- Where you never go

*How many of these can you relate to?
From: Facebook: Matt Surelee Charts.*



A common sight in Texas throughout the year. (wheat)

RANDOM THINGS

Simple Math Problem

The illustration below is actually a simple geometry/algebra problem, but it took me a while to figure out how to solve it! I saw it on Facebook several years ago and have been wanting to include it in the Journal for far too long! The basic question is: what are the dimensions of each square? So, here is how I went about solving the problem.

The first thing to remember is that squares have the same length on all four sides. That is the basic premise to solving the problem. I assigned each square a variable. Left to right: x , y , and z . Based on the numbers given, here is what we know for sure.

$$x + y + z = 25$$
$$8 + z = y$$
$$3 + x = y$$

We have three variables, and we now have three equations. The rest of the problem

solving is pure algebra and will require some rearranging and substitutions. Let's rearrange to get an equation for x and for z to substitute in the first equation so that we only have y to solve for and add into the first equation.

$$z = y - 8$$

$$x = y - 3$$

$$(y - 3) + y + (y - 8) = 25$$

$$y + y + y - 3 - 8 = 25$$

$$3y - 11 = 25$$

$$3y = 36$$

$$y = 12$$

We can now solve the other two equations.

$$8 + z = 12$$

$$z = 12 - 8$$

$$z = 4$$

$$3 + x = 12$$

$$x = 12 - 3$$

$$x = 9$$

Now to verify.

$$x = 9$$

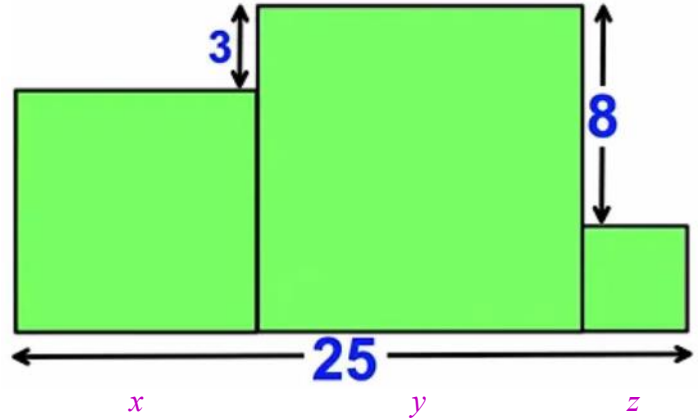
$$y = 12$$

$$z = 4$$

$$x + y + z = 25$$

$$(9) + (12) + (4) = 25$$

$$25 = 25$$



You know you are in Texas when you find these at the grocery store!

DOWNTOWN MURAL

Sometime in the spring of 1993 I think it was, my art professor from Florida Community College in Jacksonville (FCCJ) had obtained a project for putting up a mural around the bus terminal downtown while construction was going on behind a chain link fence. Poles were mounted in front of the fence with plywood creating a type of ribbon mural that was probably 4' or 5' high and the top about 6' off the ground. The mural did not go all around the entire fenced area but along the part facing the middle of the plaza. The mural was full color but mostly painted in a later Matisse style flat color manner. The sections of the mural were of various famous paintings and sculptures and historical topics. It was a very interesting mural that came out really nice. I'm not quite sure what happened to it after the construction was done. One particular day, I came out to help paint a section, in this case the "American Gothic" piece originally by Grant Wood. The next page shows the entire length of the mural.



The art professor on the left is Anne Banas, while the art professor on the right is a name that escapes me.



This was during the one time in the early 90s when I grew out my hair to be fairly long! (longer than this.)



We used household wall paint in bright, vibrant colors to paint the mural.

DOWNTOWN MURAL



How many of the depictions on the mural can you recognize? My favorite section is Starry Night by Vincent van Gogh. Many of the filler areas are organic shapes in a Matisse style of his later years. Notice the F. W. Woolworth Company store in the background!

WHEN MOM WENT TO NEW YORK

My grandmother, my mother's mother, died in April 1994. she was then buried next to her husband, my grandfather, at a cemetery in New Jersey. The funeral was in Jacksonville, then there was a graveside service in New Jersey, probably in May, that Mom went to, but I stayed home in Jacksonville. Mom had some cousins who lived in New Jersey, and so they gave Mom the grand tour of New York City visiting many of the popular touristy sites there. Here are some photos I found after cleaning out Mom's house. They are prints from film and so are not very sharp and a little grainy. Again, these photos are probably in May 1994.



Rockefeller Center



Times Square (where the NYE ball drops every year)

WHEN MOM WENT TO NEW YORK



I think this is on The Battery looking southwest towards the Statue of Liberty in the distance. Ferries leave here to go to the island.



This photo appears to be taken from the northwest corner of The Battery looking east.



This is the Palmyra train station in New Jersey.



A little further down from the train station is the Riverton Memorial Park.



This is the Schwering's Hardware Store in Palmyra, New Jersey. (Philadelphia is just ten to fifteen miles away to the southwest.) They opened in 1922.

MIAMI METRO ZOO

I have some old photos I took from when I went to the Miami Metro Zoo in the early 1980s. As I recall, I either went there with my mom or it might have been part of a summer youth group or vacation Bible school week adventure. I really don't remember. But no matter, I went to the zoo. I had my little camera, one of those cheap ones of the time that I again don't remember what it was but was color, and took photos as I walked around the zoo. Unlike zoos of an earlier era where the animals were in cages, the Metro Zoo put the animals in a more open, freer environment. They were called pavilions, and the animals were grouped somewhat by regions and climates of the world. It was, and still is, a very large zoo. They even had a monorail system that went around the park, about 2.2 miles! It opened in 1982 and closed and was removed in 2022. The zoo gave you a large folded map. I also remember that in several places around the zoo were these plastic figurine machines in the shapes of different animals. Hot plastic was injected into a mold then cooled, then cut off, and it dumped down into the hopper. I recall getting a yellowish giraffe.



The old Metro Zoo sign. (Wikipedia)



The monorail system was in use from 1982 to 2022.




Zoo map of the early 1980s. (Giant Eland)



This machine created plastic figurines. Several of these machines were around the park to make different animals in different colors. I think this was the type of machines that was there in the 1980s. (FB: Flashback South Florida)

MIAMI METRO ZOO



Bengal tiger



White Bengal tiger habitat (not visible that day :-)



Bengal tiger



Asian elephant



Bengal tiger



Indian rhinoceros

MIAMI METRO ZOO



Himalayan black bear



Siamese crocodile



Himalayan black bear



Gaur



Malayan tapir



Dama gazelle

MIAMI METRO ZOO



Red deer



Chimpanzee



Sabine antelope



Chimpanzee



(Who knows?! Nilgai?)



Orangutang

1960S BUSCH GARDENS

I came across some old color slides that my Dad had of various places that he and Mom visited in the 1960s likely before they were married. A grouping of the slides were from a trip to Busch Gardens. The theme park still exists but has shifted from natural beauty to basically rollercoasters and carnival rides. But it does appear that they still have zoo animals. I'm not quite sure what happened to the ship and paddle boat if they were even part of Busch Gardens and not part of some other theme park.



1960S BUSCH GARDENS

Today, just as in the 1960s, Busch Gardens has flamingos in their zoo area. Here are a few photos that Dad got while at the theme park of the flamingos. There are quite a few of them!



More About Flamingos

Did you know that the flamboyance of flamingos is actually a white bird? However, the *phoenicopterus ruber* birds get their iconic pinkish or orangish hue from the carotenoids in the algae and brine shrimp they eat. Carotenoids is also what gives carrots and tomatoes their colors. If a flamingo is too pale, meaning not very pink, it can be a sign of malnourishment. Four species are found throughout the Americas and islands, while two species are native to the Afro Eurasia region.

Pink Flamingo Day, specifically the plastic lawn variety, was Sunday, June 23, 2024. But real flamingos are more interesting! International Flamingo Day was on Friday, April 26, 2024. Flamingos are an icon of warm summers, especially in tropical climates, think Miami Vice.



Read more from the National Zoo: <https://nationalzoo.si.edu/animals/news/why-are-flamingos-pink-and-other-flamingo-facts>

TYPES OF FLAMINGOS



“Real”




“Dust Collector”



“Casino Hotel”



“Pool”



“Beach”



“Spinner”



“Lawn Ornament”

CHANGES TO LAS VEGAS

If there is anything to say about Las Vegas, it is always changing and morphing! Two big

surprises have happened in recent months, both involving the closure and eventual demolition

of two longstanding hotels of Vegas, which is nothing new to Las Vegas over the years.

The first is the Tropicana and the other is the Mirage. Here are some details about each.

Tropicana Las Vegas

The Tropicana Las Vegas is owned by the Bally's Corporation. It opened on April 4, 1957 at 3801 S Las Vegas Boulevard in technically Paradise, Nevada. It covered 35 acres. In its history, it had many accolades, features, and owners. The current owner, Bally's, bought the property in 2022. The next year, they made an agreement with

the Major League Baseball's Oakland Athletics to demolish the Tropicana for two new projects. A baseball stadium, possibly to be the New Las Vegas Stadium, will be on nine acres, while a new Bally's resort will be on the remaining 26 acres. The Tropicana closed on April 2, 2024 and should be demolished by October.

Tropicana

LAS VEGAS



The Mirage

The Mirage is owned by Vici Properties and operated by Hard Rock International. It opened on November 22, 1989 at 3400 South Las Vegas Boulevard in Paradise, Nevada. It covered 65 acres. Two of its main attractions of this Polynesian themed hotel was the water volcano with lagoon and the white tigers of Siegfried & Roy. Their shows continued from 1990 through 2003 and was replaced with Love, a Cirque du Soleil show

based on the Beatles music, from 2006 to present. The Mirage will close on July 17, 2024 to make way for a three year redevelopment of the property into two new hotels, the Hard Rock Hotel & Casino and the Guitar Hotel Las Vegas.



CARS OF THE 1920S

After nearly a year, I return with the Cars of the 1920s! These photos are all part of my personal collection of vintage photos I bought on eBay or in person from antique shops over the years.

I bought this specific batch of photos over the last year. I cropped them down to just to the images with no borders or backgrounds, also leaving the original coloring instead of turning them into true black and white photos. For most of these, I have no idea what their dates are nor even the types of cars. Enjoy!



PHOTO VARIATIONS

Three Sisters, Garden of the Gods, Colorado Springs, Colorado

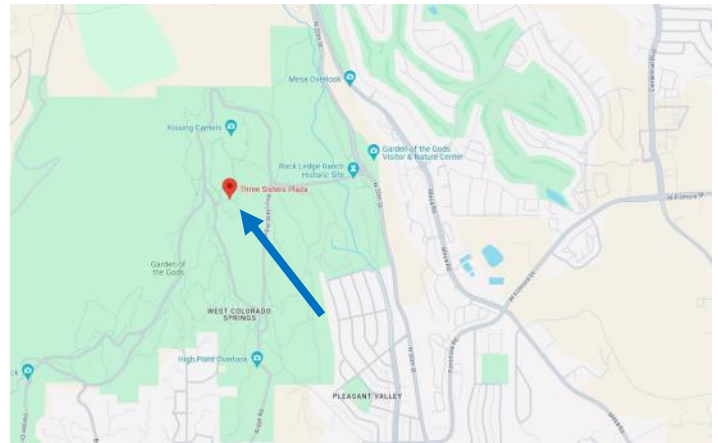
In the last issue, I showed a couple of sets of photos. I had included a couple of images of the Three Sisters rock formation, I came across yet another historic photo of these rocks, to the right. It is probably a little earlier than the one below with the cars.



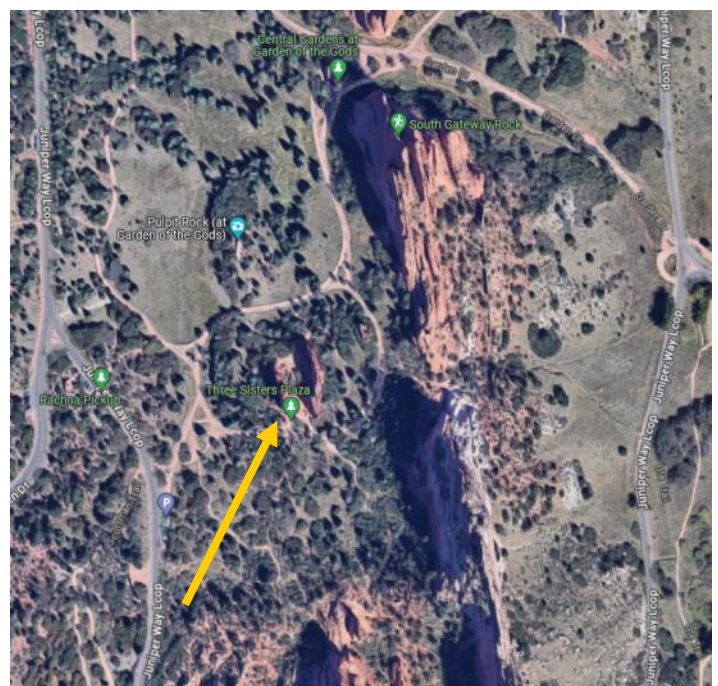
Personal collection.



April 2, 1924. Personal collection.










Google Maps showing Garden of the Gods, Colorado Springs.



FUN CATS

Okay, so this might be a petty sort of thing, but Mom had these cloth placemats she would sometimes have on her table. After I got them, I had them dry cleaned and looking really nice. They are just a fun pattern of various house cat drawings. I isolated the cats into separate images, and here they are for you to enjoy!



FINAL THOUGHT

Upcoming Holidays

July 4 (Thu)	Independence Day (1776)
July 7 (Sun)	World Chocolate Day
July 7-13 (Sun-Sat)	Discovery Shark Week
July 14 (Sun)	Bastille Day (1789)
July 17 (Wed)	World Emoji Day :-]
July 21 (Sun)	National Ice Cream Day
July 26 - August 11	Summer Olympics in Paris
July 27 (Sat)	National Day of the Cowboy
July 29 (Mon)	National Lasagna Day <i>(Garfield's favorite day even if it is a Monday!)</i>
August 3 (Sat)	National Watermelon Day
August 4 (Sun)	National Chocolate Chip Cookie Day
August 5 (Mon)	National Campfire Day
August 8 (Thu)	International Cat Day
August 17 (Sat)	World Honey Bee Day
August 20 (Tue)	National Lemonade Day
August 24 (Sat)	National Waffle Day
August 26 (Mon)	National Dog Day
September 2 (Mon)	Labor Day
September 11 (Wed)	Patriot Day - Never Forget



The [de Stolfe Journal](#) is a publication made by Robert-George de Stolfe. The first issue was published in March 1986 as the de Stolfe Journal and published irregularly until 1998 (17 issues total). The *Candid* version of the Journal started in July 2012 through December 2018 (over 60 regular and special issues). Now back to the original name starting in 2019, archives of all issues—including the original ones (1980s-1990s)—are available on the website: www.destolfe.com

Publisher/Owner/Editor

Robert-George de Stolfe

Graphics/Layout*

Robert-George de Stolfe

**Unless otherwise accredited, the graphics and photos are by Robert-George de Stolfe. Some images are from the public domain or from an original source that cannot be rightfully determined.*

This publication is published solely as a digital format. All content—unless attributed to some other source, including web sources, or from public domain sources—is original content by Robert-George de Stolfe. Public domain and undeterminable sources might or might not be specifically attributed.

The reader of this content has right to download and view the content for personal enjoyment. However, if one wants to use the content for any other purposes, permission must be requested in writing and approved by Robert-George de Stolfe.

Copyright © 2024, Robert-George de Stolfe

ROBERT-GEORGE de STOLFE
PO BOX 16156
LUBBOCK, TEXAS 79490
806.470.5867
rgdestolfe@yahoo.com



BACK PAGE LITERATURE

Today sort of brought together various things I've learned over the past few months into one extended session. I think if I have a few more of these "bring together" sessions, I'll really start to understand and remember things.

Wednesday, January 9, 2002

This is the first day of the Management and Training of Horses class [ANSC 3304, an undergraduate course]. [The coach] went over the syllabus mostly and talked about the arena and a few teaching experiences. He also showed us some of the things he will be teaching the class; showing techniques to teach the horse. There appears to be seven students, with me as a tag-on. I will be attending the classes that have some lectures, guest speakers, videos, and other such similar things. I figure these classes will give good background and hands on experience in addition to other more independent and one on one activities.

Friday, January 11, 2002

Today, [the coach] went into more detail of some of the techniques and steps the class will use to start training the young horses. A handout shows the methods and cause and effect actions. He shows the methods and cause and effect actions. He showed us, with two horses, the actual methods and steps we will do. He said by next week, we should have enough colts to start some hands-on work.

Monday, January 14, 2002

Today was a slow but hands on day. We had three pens with horses. One pen was Buddy where we practiced lunging and switching directions. The next pen had a new yearling who has not begun training yet. Boy, what a difference between Buddy and the new yearling; a definite difference in exposure to training and activity. The third pen had a horse who did not want to be caught. So, [the coach] showed the non-hands-on technique of lunging by placement and slowly worked toward being able to touch the horse. With this horse he has emphasizing small steps.

Wednesday, January 16, 2002

Today was spent round penning the same horse we tried to catch on Monday. She was a basically pure off-white horse. [the coach] showed us how to use the round pen technique to get the horse to want to stay rather than run when he comes near. Eventually he was able to get close enough to touch the horse and soon be able to rub a rope on her. The whole idea here is to get close enough then back away and keep doing it until you can come up to a horse without it running. Also, this process of training a horse is a matter of desensitizing and making the horse want to do what you want.

Friday, January 18, 2002

[The coach had to be away for this class, and we had a substitute instead of cancelling the class.] After a short talk, we broke up into groups of two. I was with Corey [one of the undergrad students], and we had the horse I called white the past two days. This horse I understand is actually a very light palomino. Corey started first and started okay with where he left off on Wednesday, but soon started having problems trying to get the same results as he did before. As the class continued, we both had problems just getting the horse to stop right. We could only work on the moving and stopping because the time when we could get close enough to touch or put the rope on her, she got scared and ran. We did have some success with stopping, some of the time. But, I guess you could call today one of those unsuccessful days. No big deal, we'll try again another time and hopefully the horse will react better and more like how we want.

Wednesday, January 23, 2002

Got to the grounds early, helped [the coach] unload bags of oats, then helped move a water tank. Class today covered more lunging and driving, also saddling. After a while, we broke into groups. I was with Corey again with the palomino again. We started out with similar success like Friday. [The coach] then showed us some more aggressive techniques to let the horse know we mean business

BACK PAGE LITERATURE

instead of the horse “horsing around” like on Friday. He immediately tried to halter the horse and start aggressively the training of pressure and no pressure. [He] had immediate success and progress. That goes to show that I still am a bit clueless with what the methods are and how to apply them.

Friday, January 25, 2002

Today was a day where I didn't do too much, but yet did a lot. The main thing I did was to hold a horse while the other person tried to saddle. In most cases, this helped a lot. Also, it gave me the chance to see how everyone else was doing and learning how to train. Of course, everyone had their own way of doing the same thing. After, I helped to clean up and feed...oh, another major thing I did was to get seven horses divided up into seven pens. I didn't have too much trouble.

Saturday, January 26, 2002

Today by special arrangements, I went to the arena around noon. I first caught Peanut and brushed and saddled him. Then I took him into a round pen and started lunging him. [The coach] later showed me how to do the single and double driving. He even started to show me what to do to get a center of gravity and balance on a horse. After the short lesson, I then went to get the light palomino, and spent an hour's or so practicing the techniques [the coach] showed us in the class. The palomino is the horse that had the problem of avoiding things around the head. I did manage to get the horse to trust me enough to touch her head and even rub a rope around her head.

Friday, February 1, 2002

I had to walk to the arena today, truck not running. I started out working with the paint today and switched off with Corey. During part of the time, I went around to the pens to see how everyone else was doing. I did a little more once Corey had to leave before putting the horses up. After feeding, [the coach] took me home (thanks!)

Tuesday, February 5, 2002

This week starts the switch from MWF to TZ. The weather was bad-cold, rainy, snowy, windy, etc. So, I went and spent time in [the coach's] office. ... Thursday should be better weather to actually do some hands on.

Thursday, February 7, 2002

Today was a beautiful day. The water turned the ground into mud, so I mostly spent the afternoon shoveling sawdust in the pens to help soak up the excess water. I did lunge Peanut and Buddy a bit. I didn't do too much.

Tuesday, February 12, 2002

(Didn't do anything today – needed to get my truck fixed.)

Thursday, February 14, 2002

Today was a great day for horse training. I started out getting Peanut, brushing, cleaning, and saddling him. I then got the palomino and worked with her for a while. Apparently, the palomino had a slight digression by running into a pole and knocking off Neal [another undergrad student]. She also has a few scratches on her with one major one. I got her and haltered and lunged and picked up feet and rubbed her with the rope. She didn't want to be lunged from her left side though; I had some difficulty with that. So, [the coach] tried a few things and I did a few things then stopped. After, I actually got to ride Peanut in the round pen. Started with a walk and a balance and center of gravity exercise then tried a trot. The trots obviously I need to work on. I then took Peanut to the roping alley and rode him a little longer. I mainly walked and changed directions a few times. [The coach] then rode him for roping steers and calves. When he was done, I rode Peanut through the arena back towards the front. Quickly, I helped to sort the calves from the steers by horseback. Apparently, [the coach] was quite impressed that I was able to progress as I did. I do have a lot more practice to do with all these stages before I'll get more comfortable with them.

BACK PAGE LITERATURE

Tuesday, February 19, 2002

Was a little delayed today because I wasn't sure if [the coach] was going to be at the arena or not on account of the high winds. I went to the Animal Science building, but he was actually at the arena (must have missed him). I went back and started by getting the palomino. [He] suggested that I saddle her so I moved her to the (alley) then worked with her using the pad then the saddle. I then went to help unload some panels that will be used later for more round pens. I then went to fill the tanks with more water. At this point, the clouds got dark, dust blew in, and it quickly started raining pea-sized hail. I didn't stay around too much longer.

Thursday, February 21, 2002

By decision from Tuesday, I arrived later today and also will from now on. I got there around 2:30 PM. I went and filled up the water trough over by the class horses. [The coach] arrived and after a while of shooting the breeze went and got Hope. I saddled her and actually rode her for a while. [The Coach] and Corey worked on the palomino. This was a fairly short day. I put Peanut and Hope up then helped feed and water.

Saturday, February 23, 2002

By a wait and see, I got a call from [the coach] and went to the arena around 1:30. I went and got Peanut and Brownie. Brownie is an ex therapeutic riding horse who is soon to be sold. I saddled them both then took Brownie into the round pen and lunged him. I then rode him after [the coach] rode him a bit. After a while, [another lady] needed the saddle to put on her horse. So I transferred the saddle, put away the other saddle, and went to help [the coach] give the new calves antibiotics. I rode Peanut to push the calves down. I rode him some more while [the coach] did a few things. Then we went to work giving the calves the antibiotics. I'm just not much for needles! I did two calves, but I mostly pulled the ccs. [The coach] then practiced roping the calves with Peanut while I pulled the chute. I went to water and put Peanut and Brownie away then fed and made

sure all the areas were good. I talked with [the coach] for a little while then left. This was a beautiful, warm day.

Tuesday, February 26, 2002

Today was very cold. I started out filling the water troughs. I then helped with a new arrival horse. We put together a bail ring. I helped hold Blue while [the coach] doctored Blue's leg. I moved the ring down to where the gates were for the boarders (the class horses). I went to catch the new horse, a bay, Freckles. Filled up the oat can and fed. That was about it. Spent most of my time in the cold and wind. It did warm up slightly and with less wind.

Thursday, February 28, 2002

When I arrived, I helped [the coach] load up some calves to practice roping. Did that for a while. Then went and set up a goat shed for some goats that were to come later. I then rode Peanut for a while to practice working with the reins, foot movements, and stopping. I then set up some feeding and left.

Saturday, March 2, 2002

Went to the arena for about an hour in the late afternoon to help with a few things. Mostly, I went to help fill troughs, feed, and such. It was bitter cold but was even colder last night. I also went to help [the coach] give a shot to this one horse that had breathing difficulty (we gave it penicillin). We made sure that all the horses, steers, calves, and goats were taken care of.

Tuesday, March 5, 2002

I noticed on Saturday that the one lone round pen was gone. I suggested that we put a round pen back temporarily if nothing else, so we don't lose one since we have the panels. [The coach] said he needed to get some gate panels from the location in New Deal before we can put up the two round pens and the other holding pen. So, four of us in just a few minutes put up the pen. After a little while of telling stories, I got Peanut and Blue set to ride. (I just put

BACK PAGE LITERATURE

on the foot boots and the other protective gear this time.) I rode Peanut in a round pen, a walk. I do think I want to try again the trotting moves [the coach] showed me a few rare times before. If nothing else, I need to try to get a balance with or without hands. I later filled up the water troughs before I left. Oh, we, Corey and I, did doctor the paint who had some sort of sore on its lip.

Summary of Horses Mentioned

- ◆ Peanut, male, 4 years
- ◆ Buddy, male, 6 years
- ◆ Name not known, yearling
- ◆ Name not known, female, light palomino
- ◆ Hope, female
- ◆ Brownie, male, ex therapy horse
- ◆ Blue
- ◆ Freckles, bay
- ◆ Several other unspecified horses

Job Inquiry And Response

An email sent to the coach:

Wednesday, July 26, 2006. 3:53 PM.
Subject: Request

Dear Sir,

This is [student's name]. I'm a Graduate Student in the Department of Computer Science at Texas Tech University.

I'm currently looking for a job opening. I request you to kindly consider me if you have any openings under you. I'm sending my resume along with this request letter.

Waiting to hear from you.
Thanking you
Yours truly

[student's name]

The coach's email response:

Wednesday, July 26, 2006. 4:59 PM.

Dear [student's name],

I have received your email requesting work.

Have ya had any experience sort 'in or doctor 'in?

I am sure you are powerful good at siffer 'in and have a good recka lection of your ga zen tas, (2 goes into 10, 5 times etc.) but what I really need help with is hauling hay, cleaning stalls, get 'in sponsors, wrapping steers, vaccinating calves, and ear tag 'in goats. If you are willing to feed rain or shine knee high in cow manure and mud while the wind is

blowing 70 miles per hour, I may have some full time work at part time pay for you.

I do have one long yarling that needs to have a better stop on 'him; I mean this son of a gun will run smooth off with you. You can try and cheek him around if your fast, but he is a knot headed bast... "rascal". Have you ridden many young Hancock bred horses?

You may need to sack him out a little too, this pig eyed snide will jump out from underneath you if you don't have your wits about ya.

I saw on your resume that you created dynamic GUI's & developed validation w/ Java script; well I'll tell ya I really enjoy a good

cup of Joe myself... but what I need to know is, have you done any day work at the 6666's, Pitchfork, or any other outfits east of Dickens County?

I'll forward your email to some of my colleagues and they could have something more in line with your qualifications. I'm not in the habit of throwing gasoline on a fire, but if are thinking about joining our outfit we'll shore take a look see at ya. We work pretty dang hard and we don't burn much day light, but we enjoy it. If your interested, come with grit teeth, cause cowboy that's when school reelly begins..

Thanks for your interest.
Happy trails,
[Rodeo Coach]