

de Stolfe Journal

October 2015 | 4.10

Candid



Journal Contents

October 2015 | 4.10

- 3** **Candid Comments by the Producer**
My little commentary section
- 3** **Word for Life**
Words to speak for life
- 4-5** **Saddle Break Notes**
A mail bag mix of Facebook posts and quick notes
- 6** **Leadville Wrap Up**
Leadville comes to an end. Here's a summary of my job
- 6** **Pumpkin Spice Latte**
What does Garfield think of this?
- 7** **Cats and Other Animals, Real and Fictional**
A cool mix of animal favorites
- 8** **10 Years Since Going to Las Vegas for PBR**
After Branson, I went to Las Vegas for the PBR
- 9** **The Making of RG's Hat**
I worked for a hat and boot shop. This was my hat.
- 10** **Museum/Exhibit Spotlight**
In this issue, I feature an artist, Rob Gonsalves
- 11** **Small Business Saturday**
Think about shopping with small businesses for Christmas.
- 12** **Cows Chewin' Cud: Handmade Products**
My handmade products ripe for Christmas!
- 13-14** **Recent Photo Acquisitions**
Part 1 of some recent historic photos I bought
- 15** **Carvings on the Tabor Grand Hotel**
This building from 1885 has some cool plant carvings
- 16** **The Texas Report**
A variety of interesting topics relating to Texas
- 17** **Recent Bakings**
A few things I baked in October
- 17** **Leadville Mural Project**
I new mosaic mural in Leadville.
- 18** **Ranching and Farming—Cranberries**
More information about this little known fruit
- 19** **Ranching and Farming—Corn**
Corn is much more than what you buy in the store!
- 20** **Real Key Limes**
Too many people are clueless what a Key lime is
- 21** **Back Page Literature**
The last academic book review from 2002



Candid Comments from the Producer



End of One Opportunity, Start of Another

Well, it is the end of October and my job in Leadville has finally come to an end. I started in mid May and continue to November 1, 2015. That was five and a half months, about two weeks and some odd number of days longer than last year. I accomplished much at the Temple Israel museum, with at least half of it unplanned. Two of the largest projects were the creation of a new informational exhibit that opened at the end of July and the major rearrange and expansion of artifacts within the existing and one new exhibit cases. Whereas last year was mostly focused on the new website, this year included a broader variety of activities. I still planted the front garden, still made changes to the website, and still acted as docent greeting people when they came. Read more about my summer on page 6.

The next step is what I mentioned in the last issue about my move. I am going to Lubbock before going to Lubbock in order to square away some details before actually moving there. Literally the next day after leaving Leadville, I'll be going to Lubbock to secure an apartment or house, meet up with a potential job (more

about that in the November issue), and some other details that really should be taken care of before arriving with the moving truck. After a few days, I'll come back to the Springs and pack up everything into a moving truck then drive back to Lubbock. It'll be a full week where my tasks are quite clear as to what I need to do, but I think it is the right way to handle it. You can keep up with me on Facebook.

This issue of the journal is full of awesomeness, as you'll see going through it. I have a good variety of topics I think you'll like, with many of them just right for the season.

As I mentioned before, I created this Candid version of the Journal as a means to keep family and friends updated about me after first going to Colorado in June 2012. While I will be back in Lubbock, I plan to keep making these monthly journals for as long as time allows me to do so and people still want to receive them.

RG de Stolfe
PO Box 93542
Lubbock, Texas 79493

On the Cover

This photo is one of many newly acquired photos I purchased on eBay over the past few months. This particular photo was one of several of the Lee Ranch in the Phoenix area from about 1910. See more photos on pages 13 and 14.

Word for Life

1 John 1:6-8 (AMP)

“6 If we say that we have fellowship with Him and yet walk in the darkness [of sin], we lie and do not practice the truth;

7 but if we [really] walk in the Light [that is, live each and every day in conformity with the precepts of God], as He Himself is in the Light, we have [true, unbroken] fellowship with one another [He with us, and we with Him], and the blood of Jesus His Son cleanses us from all sin [by erasing the stain of sin, keeping us cleansed from sin in all its forms and manifestations].

8 If we say we have no sin [refusing to admit that we are sinners], we delude ourselves and the truth is not in us. [His word does not live in our hearts.]”

This time of year really polarizes whether or not we really believe this Word. If we truly are children of God, children of Light, we cannot be practicing darkness and “fellowshipping” with darkness just because of the time of year it is. Either we are always of the Light or we are children of the dark (of evil, of the world, of passionate desires). We cannot say one day that we are God's, then the next day party and practice looseness out in the world. That is lying and is not of God! Do you really want to be God's child or are you too focused on the deceits of the world and its possessions, lies, and mirages? We cannot deceive ourselves by saying that we are going to Heaven, but living like fools in the world and its lusts. Either you are clean by the cleansing of the Blood of Jesus or you are a liar deceiving yourself into thinking that you can have God and the world both!

Saddle Break Notes

Facebook Posts—October 2015

Note: These are only a curated selection of my posts I made on Facebook.

October 1

The sunset right now.



October 2

Man! The wind is something else this afternoon here in Leadville!

October 5

These images follow along the lines of Magritte. Fascinating modern version of a style from 100 years ago! [See page 9 for these images.]

October 11

Guess what I made? I made the same thing a few weeks ago and posted it on Facebook. [See page 17 for what it is.]

October 17

Leadville had an Oktoberfest this afternoon. They had brats and beer. I didn't have the beer, of course, but the brats were okay. It was a fundraiser for the Leadville Chamber even though Oktoberfest ended two weeks ago!

October 17

Making something new and different.

October 17

And here it is done. [See page 17 for what it is.]

October 19

It's that time of year! [See comic on page 6.]

October 20

Some slight snow on the mountain. (Behind the clouds.)



October 20

Four years ago, I had a little booth at the Texas Tech NIRA Rodeo where I was selling my crafts to make some extra money to pay bills. I still make those various crafts. I sell them on eBay and on Etsy. Just look for the seller CowboyRG.

October 21

August 6, 2010. 8:31 AM. DeLorean spotted next to my truck at my apartment on West Loop in Lubbock. [DMC next to my GMC.]



October 22

So far, there's about 3" of snow.

11:27am Glad that I'll only be here for less than two weeks! (And fortunately, the snow won't be around for all that time.)

October 22

Thy man saith, no. Thou can not haveth a slice of pie in thou vessel of coffee.



October 23

Much of the snow melted off in town, but the mountains are full of it!

October 24

Made this last night. So, what is it? [See page 17 for what it is.]

October 24

Today in Leadville. Mountains full of snow.

October 26

Hello Lubbockites! I just want to officially say that I will be in Lubbock in a little over two weeks. If any of you who know me want my address, send me a message.

October 27

Happy Black Cat Day, UK!

October 29

Happy National Cat Day!

October 29

No Papa Murphy's in Leadville. So, I had to improvise.



Saddle Break Notes

November Calendar

- 11.1.15—Daylight Savings Time Ends (at 2 AM)
- 11.1.15—All Saint's Day
- 11.2.15—All Soul's Day
- 11.3.15—Election Day
- 11.3.15—Housewife's Day
- 11.7.15—Bittersweet Chocolate with Almonds Day
- 11.11.15—Veteran's Day
- 11.23.15—National Cashew Day
- 11.23.15—Eat A Cranberry Day
- 11.26.15—Thanksgiving Day
- 11.27.15—"Black" Friday
- 11.27.15—Buy Nothing Day
- 11.28.15—"Shop Small" Saturday
- 11.29.15—Square Dance Day
- 11.30.15—Cyber Monday
- 12.5.15—Repeal Day (End of Prohibition)

Panning for Gold

In the last issue, I mentioned that on September 29, I went to the east side of town to go to one of the mines that is open as an outdoor museum. One of the things you can do at the mine is to pan for gold. They have a trough set up at waist height and you can take one of their pans and pan for gold and other metals. They stock the trough with sand, gravel, pyrite, and a small amount of actual gold, among whatever other minerals and metals that might be in the gravel. This photo below shows what I found when I panned. The larger pieces are mainly pyrite (known as fool's gold) while the finer specs are gold and pyrite and possibly a small bit of silver, copper, and quartz. The largest piece is about .25" to .375" long.



Daylight Savings Time Ends

Once again, we are at the biannual change of the clocks! This time, change your clock back one hour starting at 2 AM on Sunday, November 1, 2015. This will then make it 1 AM. (Or you can do like most people and just change your clocks before you go to bed the Saturday before!)

Note: most computers, tablets, phones, and such will change the time automatically at 2 AM, so you don't have to do anything at all to them. This process is still for things like wall clocks, vehicle clocks, alarm clocks, etc.



Oktoberfest

Leadville celebrated a small Oktoberfest as a fundraiser for the Leadville Chamber of Commerce on October 17, 2015. They had music, brats, chips, and beer.



Hematite (or Lode Stones)

The happy face below is on my fridge. They are magnets, and are specifically black hematite stones (a mineral form of iron (III) oxide (Fe₂O₃) or also called lode stones. I got them from the train station last year and this year after I went to see the fall colors. You can find these as souvenirs in most touristy places.

[Learn more about hematite.](#)



Doc Holliday

The legend of Doc Holliday is well known with his involvement in Tombstone, Arizona. However, very few people know that he spent some time in Leadville, Colorado! I went to a talk on October 14 at the Lake County Public Library about John Henry Holliday




as written by author Victoria Wilcox. She was a major contributor to Bill O'Reilly's *Legends & Lies: The Real West* episode about Doc Holliday. She basically gave a summary of his life from a child through to his death, focusing a good part about his time in Leadville, which was between the Tombstone event and his death (roughly 1882 to 1887). She corrected some commonly accepted errors and gave more insight to who Holliday was as a person, which was very different from the book and screen persona he's made out to be.



Sign of Christmas

Leadville already put out these snowflake lights on Harrison Avenue for Christmas!



Leadville Wrap Up


My last day of work at the Temple Israel museum is Sunday, November 1, 2015. This completes my second summer working at this museum. I've been in Leadville for 5.5 months this summer and was here for 5 months last summer. Between these two summer, the work I did here restored my hope and ability to do museum based work. After my job ended at the NRHC nearly 6 years ago, I thought I lost my ability to do museum based work thinking that my skills became out of date and dormant. Well, the skills came flooding back these two summers, and I was able to get the museum in great shape with my contributions. Here are some details of what I did this summer.

When I started, the specific "list" of things to do was rather vague and uncertain. The specific tasks were sort of left to develop on their own. And developed they did! A default project was to research and write biographies. However, within the first month here, we found another person to work part time to focused on researching and writing biographies. That left me to do more creative projects. One project I really wanted to do was make an exhibit about advertisements of Jewish business in Leadville. That was the main project in June, to research, assemble, and design the exhibit. I did the printing with a printer in Lubbock and brought the assemblage back after my July trip. A little later, we received some new artifacts, and that prompted a retool of the existing exhibit cases. I suggested adding a new case to mix for a rather large collection of objects that were under represented. With that, I

moved the cases around and rearranged the artifacts in the cases to better reflect the themes of each case. That project was off and on from August through October. Other projects included the continuing revamp and expansion of the collections database, various tweaks of the museum's website, and updates to various signage and pamphlets. I created a redo of the sign out in front of the museum and created a new similar sign for cemetery to be made next year. This year, I started a new Artifact Highlight feature on the museum's Facebook page where every week I featured a different artifact from the museum, that's about 25 postings through the summer. All the while, I continued to act as docent when visitors came.

I worked 5 days a week, typically working Wednesdays through Sundays most months, adjusting my schedule occasionally to work around when my boss was out of town or when the other person needed to change her schedule. Most of the time, she worked the days I was off with the director working when she didn't.

As much as possible, I tried to take advantage of the shops, restaurants, and events that Leadville had during the summer. Leadville is a very small town and has very limited options. In addition, Leadville is a rather expensive place to live and the climate is at times hard to live in, mostly from the elevation. I liked my time in Leadville last year and this year, but I am glad to finally be getting back home and back to a climate that is a little more friendly on the body as well as a more affordable place to live!



Cats and Other Animals, Real and Fictional

Didga and Boomer (Catmantoo)

These two are rescue cats that happen to be outgoing and athletic! Didga (left) rides a skateboard and a surfboard. Boomer (right) is a Bengal and likes to climb trees and terrorize dogs.



Simon's Cat by Simon Tofield

This cat without a name is a cartoon found on YouTube starting in 2008. Now very popular, Simon lives in England.



Dear Kitten... by Friskies Cat Food

Friskies, the maker of cat food, started making a series of videos about an adult cat who gives advice to the new kitten of the house. This provides a hilarious series of jokes and situational explanations. I first included a clip about this in my June 2014 issue (page 9).



Teddy Bear the Porcupine

Teddy Bear is a porcupine whose owner posts short videos on YouTube throughout the year. They live in Dallas, and Teddy Bear is quite vocal when eating his favorite, corn!



Watching Cat Videos Studied and Found to be Good for Your Health

This is 2015. After 20+ years of the internet, everyone has seen at least one cat video on the internet. Just Google "cat video" and you'll get thousands of them. CBS reported about a study that Computers in Human Behavior journal did

Biddy, The Travelling Hedgehog

This is a hedgehog. Biddy travels across the globe and gets photos taken in various places.




using social media to survey the habits of people watching cat videos. Long story short, people who watched cat videos were in a much better mood after watching the video than they were before watching the video. The change in mood allowed people to better perform at work despite watching videos while at work. [Read more about the CBS report.](#)

Fergus by Jean Abernathy

This is a comic horse based loosely on a real horse as drawn by Jean Abernathy. There are a

series of horses of different types along with humans and some other animals.

Fergus BY JEAN ABERNATHY



Fergus BY JEAN ABERNATHY



10 Years Since Going To PBR in Las Vegas

It was October/November 2005 when I went to Las Vegas with Flint Boot and Hat Shop to set up a booth at the PBR Trade Show (I think they called it a “Fan Zone”) in the convention center of Mandalay Bay. We were there about 10 days from the end of October into November. I mentioned in the August issue about having gone to Branson, Missouri. This was about two to three weeks later. In the interim, I lived in the same fifth wheel trailer at the owner’s house in Lubbock as we stayed in at the trailer park in Branson. We packed up our stuff in the trailer and took the truck from Lubbock to I-40, Hoover Dam, and Las Vegas, getting there in the early morning after leaving in the early evening. The PBR was rather weird that year in that they had the competition split between two weekends and also the trade show as well, so we were closed in the middle of the week. While in Las Vegas, I went to see the [Shark Reef Aquarium](#), which is basically an aquatic museum.

Halloween was about in the middle of that time and proved to be rather crazy, although I did not do anything myself. We really didn’t have much time to do anything beyond the booth, but we did get to see a couple of the lesser attended PBR evenings. We stayed at one of the old hotels/casinos near the old downtown (I don’t recall which one), and we were not far from Fremont Street. In the mornings, I occasionally went to the top of the parking garage to a quiet spot. However, the hotel security was quick to make sure I wasn’t up there to jump from the building or something like that and asked me not to be up there anymore! Stupid, paranoid security! Overall, the time there was not as interesting as being in Branson, but it was an interesting experience none the less.



I found the photos of the booth at Silver Dollar City that I reported about in the August 2015 issue. As I mentioned in that issue, the booth

was there for about a month, while I was there for about three weeks of that time. By the end of October 2005, we went to Las Vegas.



The Making of RG's Hat

Between March and May 2006, I photographed the process of the making of my felt cowboy hat. I chose a chocolate brown 20x felt, which means that it is half beaver hair and half rabbit hair, a very good quality hat and much better than most hats in the western wear stores. Here is the series of photos that show the steps of the process.



The hat starts as a felt blank from the factory. The felt is soft and thick. The process starts by blocking the hat onto a wood block that is my size and the crown height I want.

The block is attached to a wheel with a rotating iron that flattens and smooths the crown around the wood block.



The next step is to flatten the brim and basically do the same thing as with the crown using a plater, a bagger, and a brim press. This gets the brim smooth and even.



The finishing steps literally start with a small sander like you would get at the lumber store and sand the felt with fine grits. After that, the hat is ready for the finishing touches.

I wanted my brim to be 4 5/8" and I wanted a bound edge (which is with grosgrain ribbon.)





The brim is cut and the bound edge is sewn into the edge of the hat. The last steps are to add the liner on the inside, add a customized sweat band, and add a hat band. From there, the hat is ready to shape then wear!



Museum and Exhibit Spotlight—Artist: Rob Gonsalves

Take a look at these paintings created by artist Rob Gonsalves. If you are familiar with Magritte or Escher, you can clearly see their influence.

www.inspiremore.com/10-optical-illusions-gonsalves



Small Business Saturday



Saturday, November 28, 2015

Small Business Saturday is the Saturday after Thanksgiving. This program started by American Express promotes AMEX, but it also promotes supporting small businesses. Shop at locally owned businesses the Saturday after Thanksgiving and support US citizens!

I have an array of items that would make great Christmas gifts or stocking stuffers for your family, friends, and even for your cats! See the next page for some of my items available for sale!

Christmas Gift Ideas!



Christmas is only 8 weeks away. Why not consider some of my handmade items. Here are a few items I currently make. Contact me to purchase any of these items. rgdestolfe@yahoo.com, 806.470.5867.



Embossed leather **card wallet** (top) or Embossed leather **cowboy wallet** (bottom), \$15.00



Rein snap ring, \$5.00



Horse Nail Cross Keyring, \$7.00 each, shipping included!
Colors: Red, Green, Blue, Purple, Yellow, Gold, Copper, Bronze, Black, Silver



Paracord Key Fob, military grade, about 5" long, \$9.00 each, shipping included!
Colors: turquoise, hunter green, purple, chocolate brown, multicam camo, red & black, desert tan, woodland camo, blue rattler, hunter orange, and yellow.



Yarn Ball Cat Toys, high quality acrylic yarn, \$5.00 each, shipping included!
Colors: High Sierra, Morning Sun, Green Camo, Night Watch, Blue-White-Red, Cranberry (one color), Rouges (two tone red), and Techsan (red & black)



If you prefer, you can purchase these or any of my other items securely on one of my sites below. These methods allow more automation and you can pay with PayPal for convenience.

ebay <http://myworld.ebay.com/cowbovrg>

Etsy www.etsy.com/shop/CowsChewinCud

pin www.pinterest.com/cowbovrg

Recent Photo Acquisitions

Over the past couple of months, I found some very cool old photos that I bought through eBay. Most of the photos are turn of the century though the first several decades. I'll include some in this issue and some more in the November issue.



This photo is unknown as to place and time, but clues indicate that it could be early mid century (1940s-1950s?).



This is one of my favorite photos. This show some cowboys and cow girls resting under a tree. Circa 1930s.

Recent Photo Acquisitions



I liked this photo for its simplicity, despite the fire and water damage.



These two photos are from the Lee Ranch in the Phoenix area taken at about 1910. I got these as part of a group, all of them related.



This photo from 1913 shows three cowboys tending to cattle. A dog is in the lower right.



Written on the back of this photo states, "on Reno Place East of Carthage 1927" There are Carthages in Missouri, Texas, Tennessee, North Carolina, and Mississippi. Hard to know which one.


This bonus photo is of two women sitting in front of a soddie (earth house).

Carvings on the Tabor Grand Hotel


In Leadville, most of the iconic buildings were built in the 1880s. One such building was the Tabor Grand Hotel, built in 1885. The architect was George King, the same architect who designed the Temple Israel building. The builder and carpenter was Robert Murdoch, also the same builder for the Temple Israel building. The Tabor Grand includes many features of the

Second Empire architectural design and also includes many carved details. One detail that most don't ever pay attention to are these plant carvings. There are 18 of them, all different, and are located on the posts in between the windows and doors. Depending on how wide the posts were determined how wide the carvings were and thus the variation of the

width. However the heights of them appear to be the same. Last year the building underwent restoration of some sort and so many parts of the building got a new paint job. Each of these carvings represent some sort of plant that was common in the late 1800s. I would like help to identify what each of these plants carvings represent.



1 2 3 4 5 6 7 8 9



10 11 12 13 14 15 16 17 18

The Texas Report

Famous Quotes from *Lonesome Dove*

From: www.texasstandard.org/shows/current/the-top-12-lonesome-dove-quotes

Woodrow has just buried Gus and puts up the grave marker made of the famous Hat Creek Cattle Company sign. Woodrow says: “I guess this’ll teach me to be careful about what I promise in the future.”

When the boys seem a little shocked by Gus’, shall we say, manly appetites, he says: “What’s good for me may not be good for the weak minded.”

Right after Gus has cut the cards with Lorie and she accuses him of cheating. He says, “I won’t say I did and I won’t say I didn’t, but I will say that a man who wouldn’t cheat for a poke don’t want one bad enough.”

Not long before Gus goes guns blazing into Blue Duck’s camp to save Lorie, he says, “They don’t know it, but the wrath of the Lord is about to descend on ’em.”

Gus finds July Johnson burying his son, and Jenny, and Rosco. July is naturally distraught, blaming himself, saying he should have stayed with them. Gus says: “Yesterday’s gone, we can’t get it back.” But he does assure him that if he ever runs into Blue Duck again, he will kill him for him.

Gus gets exasperated with Woodrow because Woodrow, to Gus’s way of thinking, is being dense. Gus says: “Woodrow, you just don’t ever get the point – It’s not dyin’ I’m talkin’ about, it’s livin’.”

This quote punctuates the scene when Jake Spoon must be hanged along with the murdering horse thieves he has thrown in with. Jake pleads his case but Gus has little sympathy. He says, “You know how it works, Jake. You ride with the outlaw, you die with the outlaw. Sorry, you crossed the line.”

The bartender, upon insulting Gus and Call, gets his nose broken when Gus slams his face into the oak bar. Gus explains: “Besides a whiskey, I think we will require a little respect. ...If you care to turn around, you will see what we looked like when we was younger and the people around her wanted to make us senators. What we didn’t put up with back then was doddlin’ service, and as you can see, we still don’t put up with it.” As they rode away, Woodrow tells Gus he’s lucky he didn’t get thrown in jail and Gus says, “Ain’t much of a crime, whackin’ a surly bartender.”

A touching line, uttered by Gus as he lay dying. He says to Woodrow: “It’s been quite a party ain’t it?”

The first comes at the first of the movie, back at Lonesome Dove when Bol infers that Gus may be too old for romance anymore and Gus sets him straight. He says, “The older the violin, the sweeter the music.” Following soon after that scene comes Call’s advice to Newt. Call hands him his first pistol and says, “Better to have that and not need it than need it and not have it.”

Gus lays out a prescription for Lorie’s future happiness. She is obsessed with going to San Francisco, and he wants her to understand that that dream is likely a misguided one. “You see, life in San Francisco is still just life. If you want any one thing too badly, it’s likely to turn out to be a disappointment. The only healthy way to live life is to learn to like all the little everyday things – like a sip of good whiskey in the evening, a soft bed, a glass of buttermilk, or a feisty gentleman like myself.”

After Call beat an army scout to a pulp, the horrified townspeople – who have never witnessed such violence before – are standing around in shock and seem to require an explanation. Call obliges them. He says, “I hate rude behavior in a man. I won’t tolerate it.”



More Baked Goodies—October

Banana Bread, 10.23.15



Special variety meatloaf, 10.17.15



British style scones (These are NOT biscuits!), 10.11.15



Leadville Mural Project

Over several months from August to October, a group of people created this mosaic mural formed with tiles, broken china and pottery, and glass. The design is supposed to represent the geological formation of the area: mountains, valleys, sky, etc. Some of the broken pottery used were pieces of liquor jugs of Jewish owned businesses. This is a really neat mural!



Ranching and Farming—Cranberries

While good year round, cranberries are usually focused for Thanksgiving and Christmas. Have you ever wondered what else a cranberry is besides the dark red mass shaped like a can? Well, cranberries are in fact a type of berry. Wikipedia states the following about cranberries.

“Cranberries are a group of evergreen dwarf shrubs or trailing vines in the subgenus *Oxycoccus* of the genus *Vaccinium*. In North America, the cranberry may refer to *Vaccinium macrocarpon*. Cranberries are low, creeping shrubs or vines up to 7 feet long and 2 to 8 inches in height. They have slender, wiry stems that are not thickly woody and have small evergreen leaves. The flowers are dark pink... [which] are pollinated by bees. The fruit is a berry that is larger than the leaves of the plant; it is initially white, but turns a deep red when fully ripe. It is edible, with an acidic taste that can overwhelm its sweetness. Most cranberries are processed into products such as juice, sauce, jam, and sweetened dried cranberries, with the remainder sold fresh to consumers.”

Harvesting

“Cranberries are a major commercial crop in the United States with the main state being Massachusetts, New Jersey, Oregon, Washington, and Wisconsin. In addition Canada produces cranberries in British Columbia, New Brunswick, Ontario, Nova Scotia, Prince Edward Island, Newfoundland, and Quebec. In the United States, Wisconsin is the leading producer of cranberries, with over half of US production.”

“Cranberries are harvested in the fall when the fruit takes on its distinctive deep red color. This is usually in September through the first part of November. To harvest cranberries, the beds are flooded with six to eight inches of water above the vines. A harvester is driven through the beds to remove the fruit from the vines. Harvested cranberries float in the water and can be corralled into a corner of the bed and conveyed or pumped from the bed. From the farm, cranberries are taken to receiving stations where they are cleaned, sorted, and stored prior to packaging or processing. Although most cranberries are wet-picked as described above, 5% to 10% of the US crop is still dry picked. This entails higher labor costs and lower yield, but dry picked berries are less bruised and can be sold as fresh fruit instead of having to be immediately frozen or processed.” 1 cup of whole cranberries equals 46 calories.

Take a look at this [video of cranberries being wet harvested](#) at a Wisconsin farm.



Cranberries ripening on the bush.



Once the cranberries are ripe, the fields are flooded with water.



A specialized tractor releases the berries, which float on the water. They are then corralled to be pumped out or conveyed out of the water and loaded into trucks. From there, they go to stations to be cleaned, sorted, and stored until further processing.



The cranberries are processed into juice, sauce, jam (like in the can), and sweetened dried cranberries, with the remainder sold fresh (like stringing to put on Christmas trees).

Ranching and Farming—Corn

Most people are completely unaware that six main varieties of corn exist because all they see is frozen corn, canned corn, and the cob corn at the store. Of course in the fall, people will also see “Indian corn” thinking that they are only decorations and not actually real corn. Therefore, contrary to popular belief, most corn grown in the United States is not the usual yellow or white corn found in the store! Corn has many uses for industry besides for food. Here are the six major varieties of corn.

Sweet Corn

This is the usual corn you buy in the store, whether fresh, frozen, or canned. “Sweet corn is harvested immaturely, before the normal conversion of sugar into starch can take place. Essentially, this means the kernels have more sugar content than starch content, allowing sweet corn to be considered a vegetable instead of a grain.”



Pop Corn

This type of corn has “a tough outer shell encapsulating a small amount of soft starch content.” This corn is not typically sweet and has more starch making it great for popcorn. [The Popcorn Board](#) shows that people in the United States eat an average of 68 quarts of popcorn a year.



Flour Corn

This is not to be confused with corn meal*, which is something different. “Flour corn has soft kernels consisting of soft starch content [whereas popcorn has a hard kernel]. This corn is easy to grind and is used in baked goods...” (Think [JIFFY corn muffin mix](#).)



Dent Corn

Dent corn, or field corn, has a “dimple that forms in the middle of the corn’s kernel. ...dent corn accounts for approximately 99% of all corn production in the United States” Dent corn is “much starchier than sweet corn, which gives it a bland flavor and milky texture. Instead, it is used as livestock feed, for making natural corn syrup, or industrial products like ethanol, beverages, or sanitizers.” (*This is what’s at corn mazes.*)



Flint Corn

Flint corn has similar use as dent corn, but is not as popular in the United States. “Named after its hard, glassy outer shell, the majority of the world’s flint corn is grown in Central and South America. (Used as feed and as a food source.)”



Pod Corn

Pod corn is typically what you see in the fall for decorations and is often called Indian Corn. A cousin to flint corn, pod corn is more ornamental for its “uniquely elongated kernels and varied color patterns.” Pod corn is only grown for decoration in the United States.



While these are the major categories of corn grown in the United States, dozens of other specialized varieties exist for various other uses. Learn more at: www.thinkbioenergy.com/did-you-know-there-were-6-different-types-of-corn

*Corn meal is not corn flour in that it is not ground as finely. Corn flour is ground to the consistency of wheat flour, while corn meal has various grades of coarseness and is what is used for grits, polenta, and mush.

Real Key Limes

Having come from Miami (born and raised there for 16 years), I am at the least familiar with Key limes and the various flavors of South Florida food. The most iconic food containing Key limes is, well, Key lime pie! However, most people don't have a clue what a Key lime is and certainly have no clue what a real key lime pie is! They just figure that it's the same as "any other lime". WRONG! Here are three common, noncrossed limes in the world.

Persian, Tahiti, Bearss, Sicilian Lime

This "typical" lime found in stores is dark green with an elongated, oval shape and pointed ends that is typically juicy and acidic.



Key, Mexican Lime

This is a small (golf ball size) lime that is yellow-green when ripe. This is the typical mistake people make about Key limes. They are in fact small and yellowish when ripe. They have a very acidic flavor and are very juicy for their size.



Kaffir, Kieffer, Makrut, Thai Lime

The strangest looking lime of these three, they are a rough, bumpy fruit with a dark green, thick peel and very seedy. This lime is used mostly in southeast oriental and Indian cuisines and most often in curries.



Take a look at this YouTube video about Miami cuisine using Key limes: <https://youtu.be/lykLEL1hBZs>

Upcoming Issues

The next issue is the November 2015 issue (4.11). Here's a preview of topics to come in future issues.

👉 Back in Lubbock Again

I'll give more details about being back in Lubbock.

👉 More Ranch Photos

I'll show you some more of my recently acquired photos of ranch scenes.

👉 Catio, What is it?

A catio is a cat patio. I'll show you some.

👉 When You Work at a Museum

This is a blog about various circumstances that occur while working at a museum.

👉 Coffee Basics

Time for a recap of the basics about coffee! Learn about the simple things of coffee that will make it better.

👉 TTYL <3 U

Ever wonder about those groups of letter and symbols are that people text? (Talk To You Later, Love You.)

👉 Farming: Cotton!

Discussion of cotton farming in West Texas.

👉 Early Names & Symbols for Jesus

After Jesus came, some groups didn't like Him! For centuries after He ascended, Christians had to create symbols to identify themselves to avoid execution!

RG de Stolfe



806.470.5867
rgdestolfe@yahoo.com

New Address:
PO Box 93542
Lubbock, Texas 79493

Back Page Literature

The XIT Ranch of Texas by J. Evetts Haley

By now you've read about three of the book reviews I wrote for my Texas History class during the summer 2002. So now, here is the fourth and final book review.

The XIT Ranch of Texas: And the Early Days of the Llano Estacado was written by John (?) Evetts Haley in 1928. This book was published in 1929 with a re-release in 1953 and in 1967 by University of Oklahoma Press (Norman). The book's organization is roughly in date order with fifteen chapters. Also included is a short preface, an appendix of primary material, bibliography, and index. Thirty-three pages of photos and maps give visual reference to places, people, and details given in the text. Haley notes in his preface that he does not intend to completely cover every aspect of the XIT Ranch's existence, but rather to have a book for the general public about the XIT Ranch. He also states that the complete records of the XIT Ranch were given to the Panhandle-Plains Historical Society in Canyon, Texas who he got most of the printed information to write this book. Besides the printed material, J. Evetts Haley himself interviewed or received letters from most of the people involved with the XIT Ranch, considering that they were still alive in the mid to late 1920s when he first collected the information for this book. Here is a summary of the XIT Ranch's existence as written by Haley.

The story of the XIT Ranch started with a Mexican cow (similar to the famed longhorn) that crossed over the Río Grande onto Texas land. Even after the struggles Texas faced with Mexico then became independent from Mexico, the cattle remained. Texas had more land than people and populations were scattered. The XIT Ranch developed after the original purpose in 1879. The land that was part of the XIT Ranch (three million acres) was considered payment in exchange for building the state capital in Austin. The land basically bordered the west Texas boundary in the northern panhandle part of the state. Haley goes into much detail about the early occupation of these lands by the Spanish, Mexicans, and Indians. Buffalos were hunted at first for the calves to raise, but then for their meat with hunting parties. Haley gives many details and examples about the hunts and the ways in which the buffalo meat was cured for keeping. Other details cover items that only relate to the XIT ranch by circumstance, such as the origins of the names of the various divisions of the ranch.

After Texas independence, ranching started forming as a Texan specific business. The American cowboy started at this time as the Texans gathered the Longhorns left by fleeing Mexicans. This new cattle industry formed in the 1840s and expanded heavily in the 1850s until the Civil war. Haley then discussing where the many famous ranches started in the 1870s and 1880s along with telling about the people of these ranches.

In November 1875, the Committee of State Affairs passed a resolution to reserve three million acres of land (called the capital reservation) as payment for building a state capitol building in Austin. The issue was put before the state voters and was passed in February 1876. An additional fifty thousand acres were also set aside as payment for a survey of the land. A board was set up to contract for the survey of the lands and advertised for

bids for the survey. The bid went to JT Munson who then conducted the survey. The land was then sold, but the cattle industry was not yet in great demand for land, therefore very few bids actually were made. By 1882, the need for the new building was accelerated due to the burning of the old capitol building. Mattheas Schnell was awarded the contract to build the capitol building. Schnell then assigned a three-fourths interest to Taylor, Babcock, and Company and later the last quarter to Abner Taylor as representative. The building was finished in April 1888 at over twice the estimated cost of 1.5 million dollars.

Development of a ranch started before the capitol building was finished. A.C. Babcock and a team of people rode starting to the north corner of the land payment to thoroughly inspect the land. They found a discrepancy with where the Texas boundary was. After some action, Texas-New Mexico debates, and political persuasion, a joint agreement between the states was reached setting the boundaries with the original John Clark surveys. As part of the inspection of the land, Babcock noticed unbreaking expanses of grasses of several types. He heard tales of a cattle boom that promised huge profits and recommended to the others of the company that cattle and sheep should be kept on the lands. He also recommended fencing the land to avoid building many line camps and drifting herds. This was a good solution for the meanwhile, considering that colonizing and selling the land was premature since this region of the state was not yet developed. To start this cattle business required much money to build the needed structures, buy cattle, and provide water for the cattle, among many other needed items. After no luck in the United States to raise the needed money, John Farwell went to England. After extended negotiations with England, England required that borrowed money must be from an English company. Therefore, the *Capitol Freehold Land and Investment Company, Limited* was incorporated by The Companies Act in England with approximately fifteen million dollars (three million pounds sterling) authorized. So, the Capitol lands were transferred from Texas to the Capitol Company, they transferred it to the trustees of the Capitol Freehold Land and Investment Company based in London.

John Farwell became managing director of the new ranch, which was under lease from the British company. He created monthly reports to the British company and they held annual meetings of the stockholders in England. The first cattle were delivered in July and August 1885. A brand was needed to "label" the cattle. After some discussion, Ab Blocker recommended X I T, which was accepted then used as a brand on the cattle. XIT stands for Ten (roman X) In Texas, meaning the ten counties the capitol lands cover. The brand was large but was easy to make and hard to alter. The cowboys of the XIT then went to branding the cattle the several years while more cattle were bought. Prairie fires, severe blizzards, and dust clouds caused setbacks, but the ranch pushed through. Before the cattle came in 1884, the fencing project was contracted to Bill Metcalf for the north end of the ranch. By the late 1890s, the ranch was fenced off into 94 pastures for a total of fifteen hundred miles of fence, or over six thousand miles of barbed wire (which equates to five carloads of wire staves and one carload of

staples and another carload of gate hinges) and over one hundred thousand fence posts.

Even while the XIT Ranch was developing, signs and hints of the end were becoming clear. Because the land was so fertile to grow wild grasses, inquiries came from many other states about purchase of the land. Many predicted that grangers were coming with hoe in hand and were going to plow the land. One of the owners of the capitol lands even said, "...I'll live to see the day when the plow will push the cattle off this range and grain crops will be fed to dairy cows!" This along with the railroad and needs for land development soon will bring the XIT ranch to an end. The cattlemen of the region did not even oppose to settling because land value would rise. Many people came to the panhandle and settled and farmed. Two major lawsuits brought shock to the ranch. One lawsuit was by the minor stockholders of the syndicate against the Farwells and the syndicate stating they were using the ranch for promotion of personal interests. The case and appeal were bitterly and painfully fought but ended with the XIT's name being cleared. The second lawsuit referred back to when Texas set aside land for the building of the capitol building and the past survey errors. Basically, the state decided that too much land was given as payment for the building of the capitol and that the state had right to recover the excess acreage. At the point of this lawsuit, most of the XIT land had already been sold, but the state did claim almost fifty eight thousand acres in two counties. The XIT land was sold to many people in varying sizes and by November 1, 1912, the last of the herds and of the lands were sold. The money gained from the sale of the lands went to pay off the British bonds that were sold just after the syndicate was formed in England. This brought the XIT Ranch to an end.

The detail given in this book is incredible. Haley has a flair for telling a story with exciting detail and expressive words. He provides information that is as much as a history of ranching in West Texas as it is about the XIT Ranch.

He does tend to mix the order of events, which creates confusing references and random points of discussion rather than tell the history in time order. In some cases, information stated seemed slightly biased or only from a particular point of view where the information should just be facts and associations. Occasional cultural slurs appear, especially in reference to Mexicans and Indians. Although the information generally is great, the organization of it tends to be confusing and could be better organized for easier reference. Other than that, the book was fairly easy to read and was extremely addicting to visualize the events as they occurred.

The photos and maps given were directly relevant and provided a face or place for a particular discussion. The sources used were mostly primary with many of them obtained by Haley himself. An appendix provides supplemental information that proves quite interesting and notable. The General Rules of the XIT Ranch in particular was notable for it showed the very structured and even intolerable modes of behavior and rules expected while part of the ranch. This book is recommendable to anyone interested in ranching history.