

# de Stolfe Journal

Candid

June 2015 | 4.6



# Contents

June 2015 | 4.6

## RG de Stolfe

806.470.5867  
rgdestolfe@yahoo.com

[Interim Leadville Address]

PO Box 734  
Leadville, Colorado 80461  
(same as last year)



## July Calendar

- 7.1.15—Canada Day
- 7.4.15—Independence Day (US)
- 7.4.15—National Country Music Day
- 7.9.15—National Sugar Cookie Day
- 7.14.15—Bastille Day
- 7.14.15—Cow Appreciation Day ([See Chick-fil-a's activities](#))
- 7.17.15—Birthday
- 7.19.15—National Ice Cream Day
- 7.26.15—Parent's Day
- 7.29.15—National Lasagna Day
- 7.30.15—National Cheesecake Day
- 8.2.15—Sisters Day
- 8.3.15—National Watermelon Day



## On the Cover

About half a block down from the museum, there are two old structures that might be old miner's cabins. (I partially pictured one of these buildings in the August 2014 issue.) I captured this photo near sunset on my way back to the museum. The flowers are several colors of wild Icelandic poppies in front of the old buildings.

- 3 **Candid Comments by the Producer**  
*My little commentary section*
- 3 **Word for Life**  
*Words to speak for life*
- 4-5 **Saddle Break Reads**  
*A mail bag mix of short reads*
- 6-7 **Historical Classifieds**  
*Liveries in Leadville in the 1880s and 1890s*
- 8-9 **100 Years of Women's Hairstyles**  
*A really neat video series showing the progression of women's hair*
- 10 **A Couple's Age Progression**  
*A couple in the 20s shown what they will look like in 50s, 70s, & 90s*
- 11 **Urban Chickens**  
*Another issue of having back yard chickens*
- 13-14 **Them Crazy Cats**  
*Another issue of cat fails and of cats sleeping*
- 15 **A Hidden Chalk Board Discovery**  
*Nearly a 100 years later of finding a chalk board hidden*
- 16 **More Texas Stuff**  
*More Texas stuff in this permanent feature*
- 17 **A Merry Heart Doeth Good**  
*Grits and a few other things*
- 18 **Ultimate Hotdog Guide**  
*Hotdogs from around the country and around the world*
- 19 **Moustache Mania**  
*A few more mustaches for your identification*
- 20-21 **Back Page Literature**  
*This feature is back!*

This was a sunset in late June in Leadville during a partly cloudy evening.

# Candid Comments by the Producer



## Past to Present

Summer is now in full swing! For most people, the weather is warm or hot and people are now in their summer mindset. Even if you are not on vacation, I certainly hope you are enjoying your summer.

Obviously, a lot is going on in the country and in the world right now. Much of it is not good despite the overall “joy” that some people think they are feeling. Whatever your viewpoint is about any particular event going on right now, keep your mindset levelheaded and respectable! You can not defend your viewpoint when you come across as an asshole! (Sorry for the language, but the point must be understood!) Change for good cannot be achieved when people are going around trying to beat into other people’s heads how wrong they are! This is where we must love other people, especially when we cannot agree with them! What good is it to love someone who easily loves you back? For even the raunchiest of people do that! The real power is to not let hate bother you and instead love other people! Nothing frustrates hate more than to have hate come to no effect! Even when people are wrong for forcing other people to accept their specific viewpoint, and even those who are supporters of that wrong viewpoint, we cannot throw around tantrums and expect our viewpoints to be heard! We must be respectful to be listened to!

In other news, I will be going to Lubbock in mid July to once again teach the classes for the Summer Youth Classes, as mentioned in the last issue. I will be teaching drawing and painting at the National Ranching Heritage Center in the morning and teaching about houses at the International Cultural Center in the afternoon. This is nearly identical to what I did last year. I’ll be renting a car and going from Leadville to Colorado Springs and down I-25 to Raton to Amarillo, then Lubbock where I’ll be spending about a week. I will have a lot to report in the July issue about going to Lubbock as well as other activities.

This issue is about double in size because many of the features I wanted to include ended up taking twice the room! So instead of sacrificing quality, I just went ahead and made as many pages as needed to include what I wanted to include! And why not? It’s my journal! So I’ll include whatever I want to put in it! :-)

This issue contains a nice selection of historical items, a range of funny things, and some present day stuff.

Enjoy!

## Word for Life

At the church I went to in Lubbock, I was the part of the praise and worship team doing the visuals (read: PowerPoint). I created the slides for the song lyrics, announcements, and scripture notes, among other misc slides. For the past 5 or 6 years, the last slide before dismissal was a short scripture from Numbers. We started including this scripture as part of the church’s Jewish studies where the Jews would often end their services with this scripture.

I recently found the same scripture in a siddur, which is a book for Shabbat and Jewish festivals. Here is the New King James Version along with the Jewish version in English and Hebrew.

Numbers 6:24-26

24 “The Lord bless you and keep you;  
25 The Lord make His face shine upon you,  
And be gracious to you;  
26 The Lord lift up His countenance upon you,  
And give you peace.”

May Adonai bless you and guard you.  
May Adonai show you favor  
and be gracious to you.  
May Adonai show you kindness  
and grant you peace.

Congregation:

בן יהוה רצון.  
בן יהוה רצון.  
בן יהוה רצון.

Congregation:  
Ken y’hi ratzon.

Ken y’hi ratzon.

Ken y’hi ratzon.  
May this be God’s will.

יְבָרֵךְ יְהוָה וְיִשְׁמְרֵךְ.  
יָאֵר יְהוָה פְּנֵיו אֵלֶיךָ וַיְחַנֶּךָ.  
יֵשָׂא יְהוָה פְּנֵיו אֵלֶיךָ וַיִּשֶׂם לְךָ שְׁלוֹם.

# Saddle Break Reads

## Facebook Posts—June 2015

*Note: These are only a curated selection of my posts I made on Facebook.*

**June 5**  
Time for National Doughnut Day!



**June 9**  
One of the old mines in California Gulch. I think this is one of the Valentine mines.



**June 9**  
Today in Leadville has been an awesome cloud day! Not sure what type of clouds these are, but they've been floating by all day. [altocumulus]



**June 14**  
Special hand delivered treat straight from a New York Jewish bakery! It's called a black and white cookie for obvious reasons.



**June 16** at 12:17pm  
Late breakfast. [At City on a Hill]



**June 17** at 8:14pm  
I was working in the garden in the cool of the evening, and how can there be mosquitoes in Leadville?? A dry climate at 10000 feet!

**June 19**  
I sit in the quiet of the evening  
listening to the buzzing of the horse flies flying around  
contemplating how my life has been going  
over the recent weeks while on Leadville ground.

I think about my plans  
My hopes and wants  
While a fly spans  
Over my head afront.

I currently stand much better  
Than I did months ago  
But the flies stand much worsor  
Cause of the soon to come blow!

**June 19**  
Happy birthday, Garfield! All 37 years now of it!

**June 21**  
This is the first bloomed Oriental Poppy I've seen so far this year in Leadville. All of the other plants around town are covered in buds that will open eventually.

And by the way, they are bright red. The sun and the camera make them look orange.



**June 21**  
Gotta love neon! It's lasted for 80+ years!



[\[Watch the video about New Mexico neon.\]](#)

**June 21**  
Longest day of the year.

**June 27**  
Mmmmmmm! BBQ from Leadville's First Annual BBQ competition! Of course, this is sliced brisket, beans, and cole slaw!

**June 29**  
A thought. Steampunk is about people who are representing people 100 years\* ago looking ahead 100 years\*. While hipsters are people of today representing ideas of 100 years\* ago! Baffles the mind! Baffled yet?  
\*100 years or earlier.

# Saddle Break Reads

## 2015 BBQ & Brew Festival

On June 26 & 27, Leadville had its 2015 Inaugural BBQ & Brew Festival! This new event apparently brought various BBQ competitors to the area for this competition. Four blocks of Harrison Avenue was blocked off for the event. The event was majorly sponsored by Climax Molybdenum (the only operating mine in the area), among various other minor sponsors. 29 BBQ teams came and competed in four major meat divisions: chicken, ribs, pork, and brisket. While some competitors only came to compete, others had the option to sell their food to the public. The public had to buy special event tickets to use for any of the booths. I found one booth in particular that I thought looked good. The weekend brought a good number of people. We did have an increase of people visiting the museum.



*The one booth I bought food from was quite tasty! The first time, I got a chopped brisket sandwich with coleslaw. The next day, I got a plate with sliced brisket, beans, and coleslaw. As you can see above, it was very yummy!*

## Temple Israel Cemetery Cleanup Weekend

The same weekend as the BBQ fest, Temple Israel had its annual cemetery cleanup weekend June 27 & 28. Saturday was a Shabbat service, since it was the Sabbath, followed with an oneg. Sunday was the actual cleanup that included cleaning up the cemetery along with a short memorial service and a Kosher BBQ. The turnout was much smaller this year than it was last year. Next year will be the 20th cemetery cleanup from the first one they did.



## Garfield & Grumpy Cat

During the 2015 Licensing Expo in Las Vegas on June 9, Garfield creator Jim Davis, who had a booth there for Garfield, went over to the booth of Grumpy Cat. While there Jim Davis was able to meet Grumpy Cat and hold and kiss him. As to be expected, Grumpy Cat (named Tardar Sauce) was, well, grumpy. See more:

<http://mashable.com/2015/06/11/garfield-grumpy-cat/>



## Next Door Neighbor

Not sure what this little creature is. I think it might be a ground squirrel. Whatever it is, it is in the plot next door, and I've seen it a few times roaming around the yard.



## Homemade Italian

In later June, I decided to make a lasagna. I haven't made a homemade lasagna probably in several years. I bought the few extra ingredients I was missing and spent an evening making all the different parts, including garlic bread. I must say that it turned out really good!



## New Store in Leadville

Last year, Alco went bankrupt and closed all the stores. Well, that left a rather large, empty building in Leadville. I figured that some day something else would go in the same spot. Well, it didn't take long, but indeed a new store went in that spot! The new store is called Shopko Hometown. Most of the same employees from Alco also work there now.

# Classifieds

Livery advertisements in Leadville, Colorado newspapers in the 1880s and 1890s.

**New Stable!**

I desire to inform the public that I have leased the old Davison stable, 117 West Sixth, and will run a first class

Boarding, Livery, Feed and Sale..... **STABLE**

Personal attention given to boarding stock.

117 W. Sixth, T. D. HOLLAND

**STEELE, NEEDLES & Co.**

(Late of 117 East Fourth Street.)

Having Purchased the Entire Livery Stock & Outfits Including Transfer Teams, of

**S. P. BROWN & CO.,**

—And Consolidated the Two Outfits, have now the—

Largest Stock of Livery in the City.

We will be pleased to see our Old Patrons as well as those of Messrs. Brown & Co., at any and all times.

Remember the Place, S. P. Brown & Co.'s Old Stand, Rear Clarendon Hotel. STEELE, NEEDLES & CO., Proprietors.

**JAMES O'CONNOR,**

No. 113 E. Second St.,

**LIVERY**  **LIVERY**

Boarding and Sale Stables.

TELEPHONE CONNECTION.

**DUGGAN & CO.,**

FOURTH STREET

**LIVERY, BOARDING**

—AND—

**SALE STABLES,**

**No. 115 West Fourth St.,**

**LEADVILLE, COLO.**

The Handsomest Sleights and Cutters in the city.

67 TELEPHONE CONNECTION.

**GEO. A. CHILD,**

SADDLE,

**LIVERY, SALE**

—AND—

BOARDING STABLE,

**119 East Third Street,**

**LEADVILLE, COLO.**

Terms Reasonable.

**WALL & WITTER,**

PROPRIETORS

**OMNIBUS LINE,**

—AND—

Livery, Feed and Sale Stables,

100 WEST CHESTNUT ST.

Elegant Carriages, New and Nobby Sleights and Cutters, Fine Single and Double Teams, Best Saddle Horses in the State, and Prices Lower than any stable in the city.

**SCOTT & ALLEN'S**

**LIVERY**

—AND—

**Sale Stable**

Cor. Pine and Chestnut sts.

(Durrant & Higgins' Old Stand.)

11--Nobby and Reliable Teams.--11

**FINE SADDLE HORSES.**

Call Carriages, with Reliable Drivers Furnished at Any Time.

57 Telephone Connection.

**NEEDLES, STEELE & CO.**

**LIVERY!**


Feed and Sale Stables.

Heavy Draft Horses Always on Hand and For Sale.

**BOB-SLEDS AND CUTTERS!**

Telephone Orders for Carriages, Sleights and Transfer Promptly Attended to.

Office and Stables, Rear of Clarendon Hotel.



**A. B. GORDON,**

**LIVERY!**  **SALE!**

—AND—

**Boarding Barn**

114 EAST FOURTH STREET.

Vehicles of all kinds at reasonable prices.

SADDLE HORSES A SPECIALTY.

**A.S. BLAKE**

No. 111 East Fourth St.

**LIVERY**  **LIVERY**

**Saddle Horses, Sleights, Carriages!**

SINGLE AND DOUBLE RIGS.

A Complete Line of Livery. Orders Sent to Any Part of the City. Telephone Connection.

**WM. BARNES,**

**Livery & Sale Stable,**

117 East Fourth St., Leadville, Colo.

None But First-Class Stock Kept. Boarding Horses a Specialty.

# Classifieds

Livery advertisements in Leadville, Colorado newspapers in the 1880s and 1890s.

ORDER YOUR  
**WOOD**  
HACK and EXPRESS  
—AT THE—  
**BLACK HAWK**  
Wood Yard and Livery and  
Sale Stables,  
312 East Seventh Street.



**ROBERT SKINNER,**  
**ELKHORN**  
Livery, Boarding and Sale Stables,  
Cooper Ave., Aspen, Colo.

Fine Saddle Horses, and Boarding  
Horses a Specialty.

Hay and Grain for Sale

**SKELTON & CO.,**  
Livery, Sale & Boarding  
STABLE.

And Dealers in Hay, Grain & Feed.  
127 EAST FOURTH ST.

First-Class Sleighs and Cutters,  
with Fine Robes, Etc.

TELEPHONE CONNECTION

PARTIES ARE INVITED TO CALL.

110. BACHMID. JOSEPH LUCK. CHAS. FARMY

**L. H. BARNES,**  
LIVERY,  
FEED &  
Sale Stable.

No. 115 West 4th St.

Horses Sold on Commission, Fine  
Saddle Horses and Boarding  
Horses a Specialty.

F. A. Redington, Mgr,

P. S.—Livery and Boarding Horses delivered to  
any part of the city.

**CHAS. LEITZMANN,**  
**Wagon Maker**  
—AND—  
**BLACKSMITH.**

Heavy Ore Wagons and Hard Wood  
Sleighs Made to Order and  
Repaired.

ALL WORK GUARANTEED.

Corner Elm street and Letter Avenue  
Branch Shop, 303 East Seventh st.

**P. Crowe & Co.,**

Wholesale and Retail Dealers in

**HAY AND GRAIN**  
Flour and Feed.

TELEPHONE. 215-217 W. Chestnut St.

**C. Y. ALLEN'S**  
Leadville



**'BUS LINE!**

LIVERY

—AND—

**Sale Stable!**

144 and 146 Fourth St.,

CORNER OF PINE.

FINE CARRIAGES FOR TOURISTS.

Railway Calls for Pas-  
sengers, Call Car-  
riages, Funerals,  
Etc., Etc.

TELEPHONE CONNECTION.

**M. J. KILKENNY,**  
Cash Dealer In  
**Hay, Grain and Flour.**

Goods retailed at wholesale prices. Prompt de-  
livery. Telephone connection,  
223 and 225 W. 3d.

# 100 Years of Women's Hairstyles—1910-2010

I came across a series of YouTube videos recently that show 100 years of hairstyles of women of various cultures. For this particular group's series, they have videos of white, black, Mexican, Indian, Korean, Filipino, and Iranian women spanning 100 years. As I saw this one video, others

popped up in the list by other groups as well as other similar 100 year videos for makeup, clothing, swimsuits, etc. I really couldn't care less about women's hair, makeup, clothing, fashion, etc, but these videos are very creatively done and are appealing to a wide audience. Enjoy!

White: <https://youtu.be/L0yVvpXRX6w>

Black: [https://youtu.be/LTp9c9bsY\\_Q](https://youtu.be/LTp9c9bsY_Q)

Mexican: <https://youtu.be/JmCLLTjI6dw>


1910s




1920s




1930s




1940s



1950s



1960s



# 100 Years of Women's Hairstyles—1910-2010 *(continued)*


**1970s**




**1980s**



**1990s**



**2000s**



**2010s/Today**



**See more cultural women's hairstyles through the decades**




**Iranian**

<https://youtu.be/G7XmJUtsak>




**Korean (South & North)**

<https://youtu.be/5SWHjWtykns>




**Filipino**

<https://youtu.be/NIsAeFYZFXE>



**Russian**

<https://youtu.be/3oxCXIGKTIk>



**Indian**

<https://youtu.be/lh7bldj2nJE>


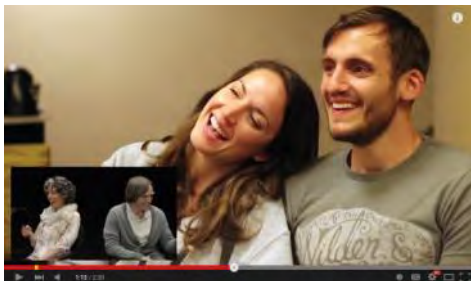

# A Couple's Age Progression—20s, 50s, 70s, & 90s

Another video made by the same group who made the 100 years of hairstyles (shown on the previous pages) comes an age progression experiment of a couple (who was soon to be married at the time) using a team of special effects makeup artists to show what the couple could look like in their 50s, 70s, and 90s. They are currently in their 20s. Their responses to each age bracket is enlightening and even shocking!

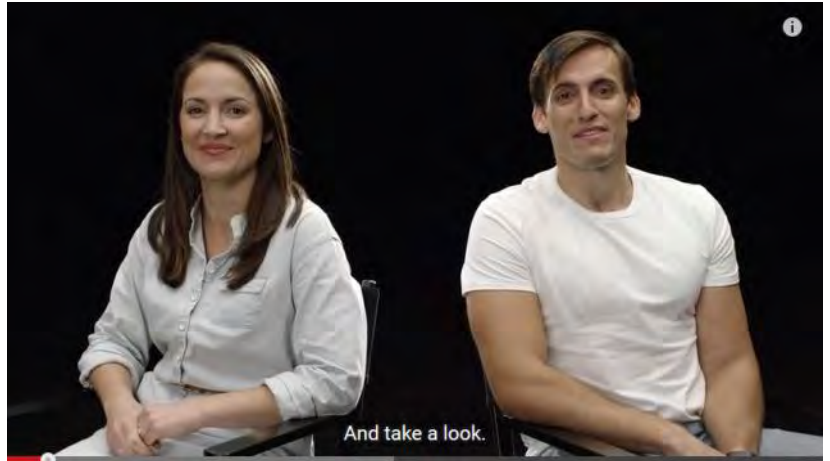
<https://youtu.be/X9HHmY-PsA>

Also see the post wedding family review of the couple's age makeover.


<https://youtu.be/Z77f9kSyy8>



**20s**



**50s**



**70s**



**90s**



# Urban Chickens

## Backyard Chickens 101, Part II

Continuing from the last issue, more information about having urban chickens as guided by *The King's Roost* from their YouTube video series. Refer to their video for more details, <https://youtu.be/YvOW56x29B0>

Part II is about cleaning and maintenance of the coop and run, feeding the chickens, and about chicken behavior.

### Cleaning and Maintenance

Keeping chickens (much like with any other animals) requires daily commitment of time and care.

#### Daily

- In the morning, open the coop to let the chicken out for the day.
- Count your chickens to make sure you still have all of them!
- For healthy chickens, always check and keep clean water in the coop and in the run.
- Like with water, regularly check the feed levels to make sure it is full and clean.
- Chickens eat continually and therefore crap regularly. They have two types of crap. The more common one is relatively low odor and small. It is often black and white and somewhat pebbly. The other type that is a few times daily is almost like a dead slug in shape and can be wet and orangey and is really stinky. In all cases, you want to rake out the run of the crap and feathers and such and put in a bin for use as compost.
- While doing daily maintenance, inspect coop, run, and equipment for any holes, unusual items, and signs of any breaches.
- Watch chickens for signs of any unusual behavior or edginess, which could be a sign of something that happened during the night.

#### Weekly/Occasionally

- Like humans need to do laundry, a chicken coop and run should be occasionally stripped of old material and replaced with fresh, clean material. This simply involves completely stripping the coop of the bedding material for fresh material and stripping the top, loose layer of compacted footing of the run for new, fresh footing that is then compacted down.
- Since chickens don't chew food, they instead have a crop where food is ground with the help of gravel and grit. You will need to occasionally spread grit/small stones you can get at a feed store for the chicken to find to help digest food.

### Feeding Chickens

Feeding chickens is not very difficult, but you need to keep a few things in mind for the best health of your chickens.

#### Dos

- Keep fresh, clean food available at all times.
- Commercial feeds work great, but you can also make your own.
- Chickens are omnivores, so they can eat a variety of food
- Table scraps and snacks are okay, but with a few exceptions (see the don'ts section).
- A chicken's diet needs to be balanced in order to get all the necessary nutrients a chicken needs, especially calcium for egg production, without too many chemicals or salt.

- To avoid rodents eating the chicken feed, a good idea is to hand the feeders slightly above the ground from the coop or the frame but still low enough for the chickens to comfortably reach.
- Like with the feeders, you can also hand the waterers or put them up on blocks. Also, chickens will kick dirt into the water, so change it often for good health.

#### Don'ts

- Never give chickens avocados, citrus, onions, garlic, sugar, apple seeds (apples are fine though), yeasted bread, and raw eggs.
- In the case of raw eggs, they might get used to pecking their own eggs, which would cause problems for you if you want fresh eggs!

### Chicken Ages

Have realistic age expectations for your chickens.

- Chicks are from hatch to about 8 weeks (2 months).
- Chickens are teens, or pullets, from 8 weeks to 20 weeks old.
- Hens will start laying eggs at about 20 weeks (about 5 months).
- Most of the chickens you will have will live to be three to five years old with some that can live to be seven to nine years old or even older.
- If your hens are frequent layers, three to five years would be normal.

### Chicken Behavior


Chickens are territorial birds, hence they have a literal pecking order. They will peck each other to establish control and dominance and a sort of hierarchical order to the flock. A pecking order is normal, but if the order gets to be bullying, excessively aggressive, or hurtful, you might need to make changes to the flock and even remove certain chickens if necessary. Because of the very real pecking order, get the number of chickens you want up front because adding more later will cause chaos among the chickens for the sudden, drastic changes in the group. In addition, the reality is that not all of the chicks/chickens will live. Some will get sick, some might get caught by another animal, or some just weren't in good health to begin with.

*In the next issue, I'll cover what ages of chickens to get and the pros and cons of it. Also, I'll give some basic ideas of breeds and any particular features or quirks that each breed might have.*




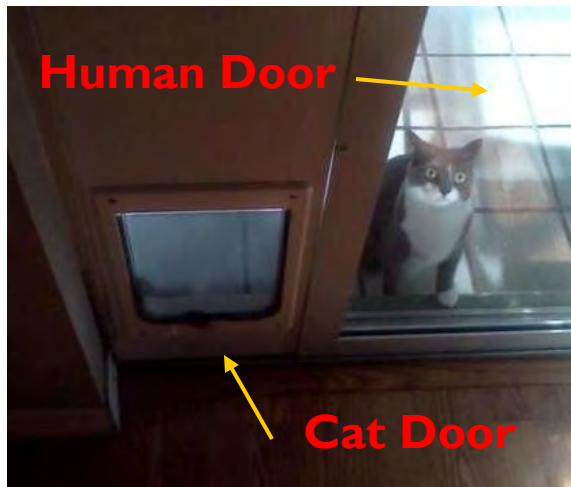
## Museum Gardens

Last year while working at Temple Israel, I established three planting areas in barren plots in front of the museum. The transformation was immediately noticeable and people commented on it all summer. This year, I just needed to refresh the areas after the winter and add some new plants that didn't make the winter. In addition, I added a new area in the space where the fire hydrant is. The hydrant was officially decommissioned, but left in place. It is a hydrant from the 1880s! I worked the dirt and planted plants, and mulched. Now all of the areas are full of plants and should be in full bloom by sometime in July.

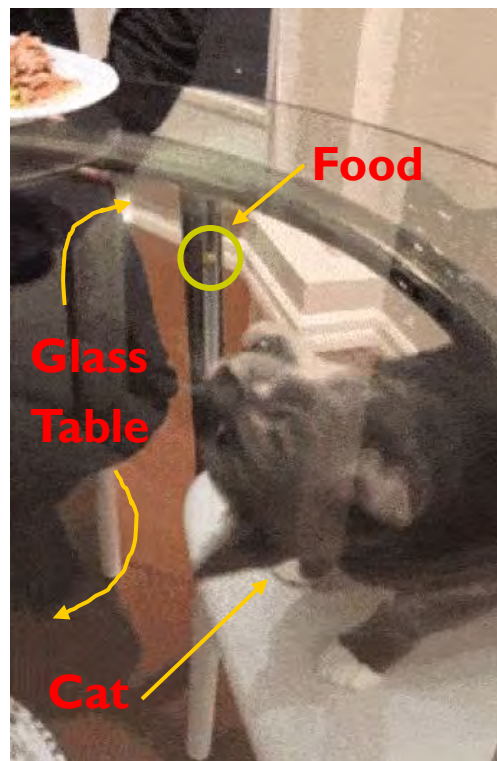



# More Crazy Cats

## Cat Fails!





Any of your cats done these things?



# More Crazy Cats





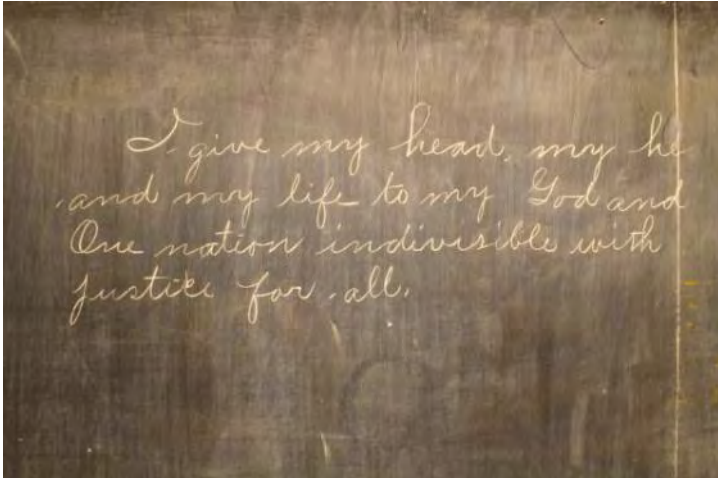
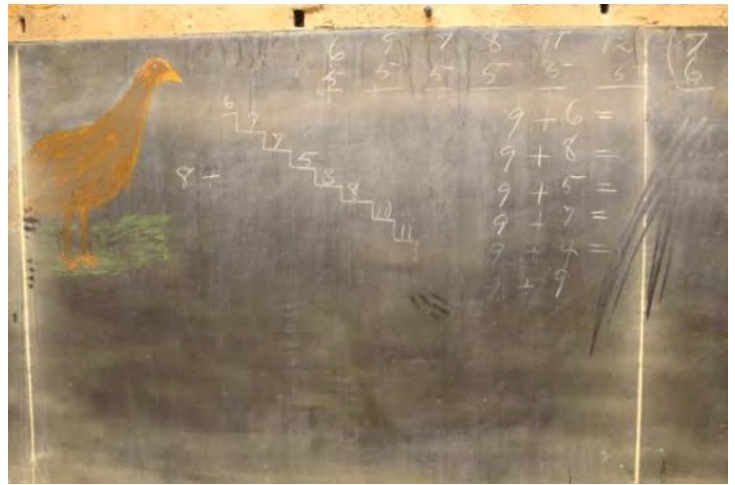
## Sleeping Cats



# Chalk Board Discovery in Oklahoma School... from 1917!

I came across this in my Facebook feed. I thought this was very interesting and would be beneficial for us to see today. These old chalk boards "black boards" were behind modern chalk boards that were being replaced to put up smart boards. This is Emerson High School in Oklahoma City and boards date to November and December 1917, around the time of Thanksgiving. At some point after that, other boards were put up over these boards, which were a continuous band around the room. (If only students were educated today as well as they were 100+ years ago...!)

[www.fulltrain.net/this-school-was-shocked-by-what-they-found-hidden-behind-chalkboards-whoa/](http://www.fulltrain.net/this-school-was-shocked-by-what-they-found-hidden-behind-chalkboards-whoa/)



# More Texas Stuff

## Texas Bio— Samuel Hamilton Walker



**Samuel Hamilton Walker** (1817–1847), Texas Ranger and Mexican War veteran and son of Nathan and Elizabeth (Thomas) Walker was born at Toaping Castle, Prince George County, Maryland on February 24, 1817 the fifth of seven children. He attended the common country school and afterward worked as a carpenter's apprentice. In May 1836, Walker enlisted in the Washington City Volunteers for the Creek Indian campaign in Alabama. He was stationed in Florida and apparently saw no combat. After his enlistment ended in 1837, Walker remained in Florida as a scout until 1841. He may also have been a railroad superintendent. He traveled to Galveston in January 1842, where he served in Captain Jesse Billingsley's company during the Adrián Woll invasion. He then enlisted in the Somervell expedition and took part in the actions around Laredo and Guerrero. He also joined William S. Fisher's Mier expedition. Walker escaped from Salado, was recaptured, and survived the Black Bean Episode. In 1844, Walker joined John C. Hays's company of Texas Rangers and participated in the battle of Walker's Creek near the junction of Walker's Creek and West Sister Creek northwest of present day Sisterdale in Kendall County. During the engagement the rangers, using new Colt revolvers, successfully defeated about eighty Comanches. When General Zachary Taylor requested volunteers to act as scouts and spies for his regular army, Walker enlisted as a private and was mustered into federal service in September 1845. In April 1846, he formed his own company for duty under Taylor. On April

28, Walker was ambushed with his company en route to join Taylor at Port Isabel. He reached Taylor's camp on April 29; his reports caused Taylor to move his encampment. Walker performed exemplary duty as a scout and courier on numerous other occasions. His company was the only Texas unit at the battles of Palo Alto and Resaca de la Palma. He was presented a horse by the grateful citizens of New Orleans in the spring of 1846 for his numerous exploits with Taylor's army. Walker served as captain of the inactive Company C of the United States Mounted Rifles until the outbreak of the Mexican War. When the First Regiment, Texas Mounted Riflemen, was organized in June 1846, Walker was elected lieutenant colonel. He fought in the battle of Monterrey in September and on October 2, 1846 mustered out of federal service, activated his commission as captain of the mounted rifles, and proceeded to Washington DC to begin recruiting for his company. During his recruitment excursion Walker visited Samuel Colt. Colt credited Walker with proposed improvements, including a stationary trigger and guard, to the existing revolver. The new six-shooter was named the Walker Colt. After arriving with his new company at Vera Cruz, Mexico, Walker was detailed on May 27, 1847 to the First Pennsylvania Volunteers, stationed at Castle San Carlos de Perote to counter Mexican guerrilla activities between Perote and Jalapa. On October 5, 1847 Walker left Perote with General Joseph P. Lane to escort a supply train to Mexico City. According to J. J. Oswald, author of *Notes on the Mexican War*, who wrote about the incident, Walker grew increasingly embittered against the enemy:

"Should Captain Walker come across guerillas, God help them, for he seldom brings in prisoners. The captain and most all of his men are very prejudiced and embittered against every guerilla in the country."

En route, Lane was informed of a sizable enemy force at Huamantla and ordered an attack. With Walker's mounted rifles in the lead, the assault force reached Huamantla on October 9. During the spirited contest that followed, Walker was either shot in the back or killed by a man on foot carrying a lance. Following his death his unit took revenge on the community of Huamantla. Walker was buried at Hacienda Tamaris. In 1848, his remains were moved to San Antonio. On April 21, 1856, as part of a battle of San Jacinto celebration, he was reburied in the Odd Fellows' Cemetery in San Antonio.

Bio from: *Handbook of Texas Online*  
[www.tshaonline.org/handbook/online/articles/fwa23](http://www.tshaonline.org/handbook/online/articles/fwa23)

## You Were Born And Raised In West Texas...

1. You know wind that blows so hard that it bends the door of a Suburban off its hinges on a perfectly sunny day.
2. You've survived a Haboob. (And you know or were part of the controversy of the terms "haboob" vs "dust storm".)
3. You affiliate with and defend a local TexMex restaurant.
4. You think that an 8 hour road trip is like driving to the grocery store.
5. You laugh when people bring up Friday Night Lights. (Because football is king in Texas.)
6. You're ready for snow, rain, and scorching heat... all in the same day.
7. Your family threatened to disown you if you went to any other college except Texas Tech.
8. Your first addiction was Taco Villa. (You know, high school and college meals 7 days a week!)
9. You understand that a West Texas sunset is unlike any other sunset.
10. You appreciate the simplicity in the names of small West Texas towns. (You know, Levelland, Plainview, Shallowater, Muleshoe...)
11. You've always thought the geographical names for Texas make zero sense. (Is Lubbock really "West" Texas or "Panhandle" Texas?)

## How About The Panhandle

1. You wore a giant mum to Homecoming. (Like a human version of a peacock.)
2. Some of your teachers didn't assign homework on Wednesdays. (You know, church, youth groups, football practice, etc)
3. Four food groups: sirloin, T-bone, ribeye, and chicken fried.
4. You call June 19 "Juneteenth." (It's a state holiday.)
5. You learned the Cotton Eyed Joe and the Texas Two Step in junior high phys ed and Texas history classes.
6. You think all the other states' flags look alike.
7. You have a jar of pickled okra in your fridge.
8. You know there are several types of tortillas. (Flour (several sizes), corn (white & yellow, one size), chips for salsa, and the rest of the weird ones.)
9. You know how to put a horny toad to sleep. (Actually, more like a temporary, fear induced coma.)
10. You've experienced spontaneous applause erupt because it started raining.
11. You're used to climbing up into your vehicle. (A truck, of course!)
12. You order a Coke and wait for the waitress to ask what kind. (A Dr Pepper, thank you.)
13. You find yourself repeating Texas Tourism Board and Highway Department slogans. ("Texas, It's Like a Whole Other Country", "Don't Mess With Texas", and "Everything's Bigger in Texas".)
14. You've made at least one craft out of a cotton boll.

## So You Think You Know Grits?

### History of Grits

Grits are formed deep underground under intense heat and pressure. It takes over 1000 years to form a single Grit. Most of the world's grit mines are in the South, and are guarded day and night by armed guards and pit bull dogs. Harvesting the Grit is a dangerous occupation, and many Grit miners lose their lives each year so that Grits can continue to be served morning after morning for breakfast (not that having Grits for lunch and dinner is out of the question).

Yankees have attempted to create synthetic Grits. They call it Cream of Wheat. As far as we can tell, the key ingredients of Cream of Wheat are Elmer's Glue and shredded Styrofoam. These synthetic grits have also been shown to cause nausea, and may leave you unable to have children.

### Ten Don'ts of Grits

- Do not put syrup on grits
- Do not eat grits with a spoon or a knife
- Do not eat cream of wheat and call it grits! (Blasphemy!)
- Do not covet your neighbor's grits
- Do not top grits with anything other than salt, pepper, butter, and red-eye gravy\*
- Do not eat instant grits
- Do not put ketchup on grits
- Do not put margarine on grits
- Do not eat toast with grits, only homemade biscuits
- Do not make excuses not to eat grits

*\*Unless it is also cheddar, scallions, and hot sauce in Texas!*

### Cooking Grits

For one serving (why not make more!) Boil 1 1/2 cups of water with salt and a little butter. (Use milk to make the grits creamier) Add 5 tablespoons of grits. Reduce to a simmer and allow the grits to soak up all the water. When the grits are thick and creamy, they're done! Making red eye gravy Fry salt cured country ham in cast iron pan. Remove the ham when done then add coffee to the gravy and simmer for a few minutes. Great for grits and biscuits.

### Eating Grits

Immediately after taking the grits off of the stove, add a plenty of real butter or red eye gravy (Do NOT use low-fat butter or margarine!) The butter will make the grits a dark shade of yellow. (Compare the grits to a banana or rain slicker. If the colors are similar, you got it right!)

Instead of butter, you could pour a generous helping of red eye gravy on the grits. Just make sure to have enough for sopping up with biscuits.

Next, add salt. The correct ration of grits to salt is 10:1. That is, for every 10 grains of grits, you should have 1 grain of salt.

Eat the grits. Always use a fork, never a spoon. Grits should be thick enough to never run through the fork. Never eat in a bowl, because Yankees will think it's cream of wheat!

### Leftover Grits

What are leftover grits?? In the extremely rare case that you might have leftover grits, spread the grits in the bottom of a dish (if you have that much) and cover and refrigerate. Once cold, they will be one big gelatinous mass. Slice the grits into squares then fry them in oil and butter until they are a golden brown. Resist the urge to pour syrup of the fried grits!

### PETTING CHART FOR YOUR CAT



### PETTING CHART FOR YOUR DOG



fi yuo cna raed tihs, yuo hvae a sgtrane mnid too. Cna yuo raed tihs? Olny smoe plepoe can. i cdnuolt blveiee taht I cluod aulacly uesdnatnrd waht I was rdanieg. The phaonmneal pweor of the hmuam mnid, aoccdrnig to a rscheearch at Cmabrigde Uinervtisy, it dseno't mtaetr in waht oerdr the ltteres in a wrod are, the olny iproamtnt tihng is taht the frsit and lsat ltteer be in the rghit pclae. The rset can be a taotl mses and you can sitll raed it whotuit a pboerlm. Tihs is bcuseae the huamn mniddeos not raed ervey lteter by istlef, but the wrod as a wlohe. Azanmig huh? yaeh and I awlyas tghuhot slpeling was ipmorantt! if you can raed tihs sahre it.

# Ultimate Hotdog Guide

Summer is here! So, if you are bored with the usual, boring hotdog, here are many options for you to try three a week all summer! These are variations from around the United States and other versions from around the world!

Pick what sounds good and enjoy!





**NEW YORK**  
Hot dog in a bun, mustard, sauerkraut, onion sauce



**SEATTLE**  
Bratwurst, cream cheese, sliced raw jalapeños, chopped cabbage, sriracha



**SONORA**  
Bacon-wrapped hot dog, split soft roll, relish, tomatoes, onions, avocado chunks, mayonnaise



**GUATEMALA**  
Bacon-wrapped hot dog in an avocado-coated corn tortilla, shredded lettuce, cabbage, mayonnaise, chopped onions



**PHILIPPINES**  
Bright red notched dog served with banana ketchup, rice, fried egg (no bun)



**DENMARK**  
Long hot dog in a bun, pickle chips, remoulade, ketchup, mustard, fried onions, chopped onions



**TIJUANA**  
Bacon-wrapped hot dog, grilled sliced peppers, onions, jalapeños, squishy white bun



**DODGER DOG**  
Footlong dog in a footlong bun, ketchup, mustard, chopped onions, relish



**"DOYER" DOG**  
Footlong dog in a footlong bun, mustard, nacho cheese, pickled jalapeños, salsa



**SWEDEN**  
Hot dog surrounded by mashed potatoes, shrimp salad, lettuce and fried onions rolled into a wrap



**CZECH REPUBLIC**  
Hot dog in a roll with a hole punched through it lengthwise, coated in ketchup and mustard



**BALTIMORE**  
Fried bologna wrapped around a fried hot dog with mustard in a squishy bun



**KOREA**  
Corn dog coated with crinkle-cut fries and fried on a stick, ketchup



**COLOMBIA**  
Hot dog in a bun, ketchup, mustard, mayo, pineapple, crushed potato chips, boiled quail egg speared on top



**JAPAN**  
Hot dog sliced to look like an octopus, fried and served as part of bento box



**IDAHO**  
Hot dog in a baked potato, topped with bacon bits, chives, sour cream



**DENVER**  
Hot dog in a bun, chopped red onion, green chile sauce, sour cream, chopped jalapeños



**HAWAII**  
Hawaiian sweet bread roll with a hole punched through it, hot dog, ketchup, mustard, fruit sauces



**GERMANY**  
Frankfurter, sauerkraut, potato salad, mustard (no bun)



**CAROLINA**  
Hot dog in a bun with chili, chopped onions and cole slaw



**MONTREAL**  
"All-Dressed": New England-style bun, steamed hot dog, mustard, chopped onion and cabbage



**MEMPHIS**  
Bacon-wrapped hot dog in a bun, barbecue sauce, chopped scallions, shredded cheddar



**NORWAY**  
Long hot dog wrapped in a large toasted tortilla or flatbread, ketchup, mustard



**PERU**  
Sliced hot dog, fried, served with fries, ketchup, mustard, mayo (no bun)



**MICHIGAN**  
Hot dog in a bun, tomato-based meat chili sauce, mustard



**ITALIAN**  
Deep-fried hot dog in an Italian roll, bell peppers, onions, French fries, ketchup, mustard



**CONEY**  
Short hot dog in a short bun with chili, chopped onions and a pile of finely shredded cheddar



**GEORGIA**  
Open hot dog bun, sliced hot dog, cheese, chili, chopped onions, sliced pickles, oyster crackers, ketchup, mustard



**FRANCE**  
Long hot dog in a baguette, covered in shredded Gruyère, then broiled



**CHICAGO**  
Hot dog, poppy seed bun, pickle spear, celery salt, tomatoes, whole pickled peppers, chopped onions, "neon" green relish, mustard



**BAGEL DOG**  
Hot dog wrapped in everything bagel dough, baked and served with mustard



**KANSAS CITY**  
Hot dog in a sesame seed bun, sauerkraut, melted Swiss cheese



**CHINA**  
Hot dog wrapped in a dumpling-like dough, sprinkled with sesame seeds and baked



**ARGENTINA**  
Chorizo link in a soft hero roll slathered with chimichurri and a pickled red onion/tomato mix



**VIETNAM**  
Long sausage in a french roll with julienned pickled vegetables



**POTATO DOG**  
Hot dog in a bun, fried potatoes, peppers, onions, mustard



**BRAZIL**  
Hot dog in a split roll, picao de gallo, corn, grated parmesan, shredded carrots, diced ham, cilantro, shoestring fries



**CHILE**  
Hot dog in a bun with chopped tomatoes, sauerkraut, mashed avocado, mayonnaise



**CLEVELAND**  
Kielbasa in a bun, French fries, hot sauce, cole slaw



**AMSTERDAM**  
Long hot dog in a bun, covered in pizza sauce and mozzarella cheese, then broiled

# Moustache Mania

The moustache mania section in the last issue was a bit too small for anyone to actually be able to read! So, for this issue, I am featuring a select few with most by country.

# In Upcoming Issues

*The next issue is the July 2015 issue (4.7).  
Here's a preview of topics to come in future issues.*

## Moustaches Of The World



Do a Google search for "moustache" or "mustache" and look under the images tab for lots more varieties of moustache graphics.

### + Lubbock Bound

Like last year, I'll have much to report in text and in photos of my trip to Lubbock!

### + Leadville Fourth of July

See how Leadville had its small town Fourth of July activities, from a parade to fireworks.

### + Crazy Dog Photos

The cats had their turn, so how about some crazy photos of dogs!

### + Chicken Series

More topics relating to having back yard chickens.

### + Texas Stuff

More interesting topics of a Texas nature.

### + Famous Cows in History

Cow appreciation day is July 14, 2015. Find out about some famous cows in history.

### + TTYL <3 U

Ever wonder what all those weird groups of letter and symbols are that people text? Well, I'll include a few.

### + Early Names & Symbols for Jesus

After Jesus came, some cultural groups still didn't like what he did! Groups of people had to create coded meaning to identify themselves as Christians to avoid persecution or even execution! I'll include a few.

# Back Page Literature

## Ranching Redemption

*I wrote this article in 2012 for inclusion in the Fall 2012 issue of the Ranch Record published by the Ranching Heritage Association. I was still living in Lubbock at the time. While I was writing this article, I was dealing with extreme lack of finances. Because this subject mostly takes place during the Great Depression and the Dust Bowl eras, I could almost feel the hopelessness and desperity the people must have felt all those decades ago!*

*While researching and writing this article, I often took my huge iMac and parts over to United Supermarkets to use their wifi because my power and internet was cut off at the house. Many times, I spent hours in their café since I couldn't do anything at the house. This is just one example of the hardship of being underemployed in spite of what bills I needed to pay!*

*Needless to say, the Great Depression was an extremely difficult time in the United States and even in the world. President Roosevelt had many new ideas and ways to help the people in the country, despite many of them being similar ways to Socialism.*

*This article specifically focuses on the effect and changes to agriculture, particularly farming and ranching. Enjoy!*

The Great Depression was a painfully difficult period for the United States. The effects of the depression were especially concentrated and brutal on farmers and ranchers. One cause of this economic and physical downfall has root in World War I. During this war, much of Europe was in terrible disarray and lacked many resources, especially agricultural goods. The United States increased production and farmers bought unfarmed land through mortgages to keep up with the need. However, once post-war Europe stabilized, the United States accumulated excess agricultural commodities. With prices dropping, farmers soon struggled to make their mortgage payments. In addition, land prices dropped making its value less than the mortgage values. Similarly, ranchers increased cattle production in the later 1920s to meet the demand for beef along with providing for the expected population growth. This increased production eventually caused a surplus of cattle.

Besides these difficulties compiling, the country was near collision with a shocking economic and cultural low not seen since the Long Depression of the 1870s. Life of the "Roaring 20s" suddenly and drastically altered when the stock market crashed on October 24, 1929. President Hoover relayed on March 7, 1930,

*"All the evidences indicate that the worst effects of the crash upon employment will have been passed during the next 60 days... to restore business and to relieve distress."*

Despite this report, over 3.2 million people did not have employment as of March 1930, which was over double from before the crash. Nonetheless, help was soon to come. During his nomination acceptance speech at the Democratic National Convention on July 2, 1932, Franklin Delano Roosevelt declared,

*"On the farms, in the large metropolitan areas, in the smaller cities and in the villages, millions of our citizens cherish the hope that their old standards of living and of thought have not gone forever. Those millions cannot and shall not hope in vain. I pledge you, I pledge myself, to a new deal for the American people."*

Roosevelt was the victor of the election on November 8, 1932, and he took the oath of office on March 4, 1933. His first 100 days were unprecedented by meeting with Congress every day to create many new programs as part of his New Deal to help alleviate the economic and social crises. President Roosevelt was fervently involved in agricultural concerns, believing that the prosperity of the nation would return once the prosperity of agriculture returned.

While part of the economic downfall was man created, another contributor to the agricultural crisis was the environment. Chronically dry conditions throughout the midsection of the country affected farmers and ranchers through the early 1930s. Then in 1934, the worst prolonged drought on record disrupted the land's ability to hold itself together. Caused by extended high temperatures, an acute shortage of rain, and the extensive plowing from the 1920s, the winds picked up and blew away the rich, fertile top soil. This wind erosion not only devastated the land, but it also ruined local economies and people's livelihoods. Crops did not grow or else provided very low yield. Even the wild grass and natural vegetation eventually dried up and blew away creating sparse sources of feed, which took a heavy toll on cattle and on ranchers.

The federal government provided relief for ranchers through different methods. President Roosevelt proclaimed on August 10, 1934 that because of the unusual lack of rain, causing "an acute shortage of feed for livestock," he authorized the Secretary of the Treasury to permit "importation of such feed ... free of duty... for the account of any owner of livestock in any drought affected area... for distribution among distressed owners of livestock." By making feed tax free, the



"A farmer in Cimarron County, Oklahoma lifts his fences to keep the sand from burying them." Photo by Arthur Rothstein. Library of Congress, LC-USF34-004051-E

# Back Page Literature

## Ranching Redemption

government gave ranchers a slight savings. Another relief effort came with the formation of the Drought Relief Service. Through the Emergency Cattle Purchase Program, the federal government authorized the DRS to buy cattle in designated emergency areas. Texan, Delbert Trew, recalls:

“In June of 1934, almost as a last resort, Congress authorized a Drought Relief Service for purchasing drought-stricken cattle. Depending on weight and condition, the agency would pay \$4 to \$8 for calves, \$10 to \$15 for yearlings, with cows, big steers, and bulls bringing \$12 to \$20. Those in the worst condition were killed immediately and buried while others were sent to packing plants for slaughter.”

At the onset, the program killed more than 50% of the cattle as unsuitable for people to consume. The DRS then gave the rest to the Federal Surplus Relief Corporation (FSRC) to assist with emergency food relief. Though the Drought Relief Service existed less than a year, it provided much needed relief to Dust Bowl ranchers by removing cattle threatened of starvation, offering a partial recovery of investment, and keeping most ranchers from filing bankruptcy thus keeping them in the business of ranching. In addition, the program paid a better price for the cattle than what the markets paid.

Another advantage of the Emergency Cattle Purchase Program was how the benefit reached multiple levels of need. In Kansas, the FSRC appointed the Kansas Emergency Relief Committee to purchase as many cattle as necessary within the state. Cattle that were strong enough for travel, KERC shipped to packers for canning with the weak cattle killed. The packing plants were originally out of state, but KERC received permission from FERA to set up “canning kitchens” in nine Kansas cities, thus employing 9,000 Kansas workers to slaughter and process the cattle into 50 to 100 pound cans of beef.

With droughts, erosion, and lack of rain bad enough, Woodie Guthrie stated best what happened next in his song, Dust Storm Disaster:

“On the 14th day of April of 1935,  
There struck the worst of dust storms that ever  
filled the sky.  
You could see that dust storm comin’, the cloud  
looked deathlike black,  
And through our mighty nation, it left a dreadful  
track.”

With frantic ducks, geese, and other birds racing ahead, that warm, sunny day turned cold with a wave of wind saturated with sand and dust blowing sustained at 40 mph and gusting much higher. In another song, Guthrie stated,

“A dust storm hit, an’ it hit like thunder;  
it dusted us over, an’ it covered us under;  
blocked out the traffic and blocked out the sun,  
straight for home all the people did run”

Many people feared this “Black Sunday” was the end of the world. As the drought continued, many felt hopeless. Out of sheer desperation, populations of people packed what they had left, and like a mass exodus, moved from the plains to locations west, especially California. Unfortunately, many of these destinations swelled so quickly with people that jobs became scarce.

After the attack on Hawai’i in December 1941, war mobilization took over and the war effort eventually reversed the economic downfall bringing the United States completely out of the Great Depression. In addition, the rains returned to the Great Plains in the late 1930s and early 1940s and the improved methods of farming, as taught from the New Deal programs, stabilized the land to a healthier condition. The Dust Bowl and World War II forever changed ranching as Elmer Kelton explained in an article, Ranching in a Changing Land.

“World War II and its manpower shortages forced drastic changes upon the ranching scene. Much of the workforce went into military service. Ranchers had to streamline operations for efficiency, automating wherever possible, cutting pasture sizes, substituting machinery for manual labor, pickup trucks for horses. Most of these changes became permanent, for much of the pre-war manpower [cowboys] never returned.”



“The occupants of this farm North of Dalhart, Texas in the Coldwater District did not leave, unlike many others of the area.”

Photo by Dorothea Lange. Library of Congress, LC-USF34-018241-C