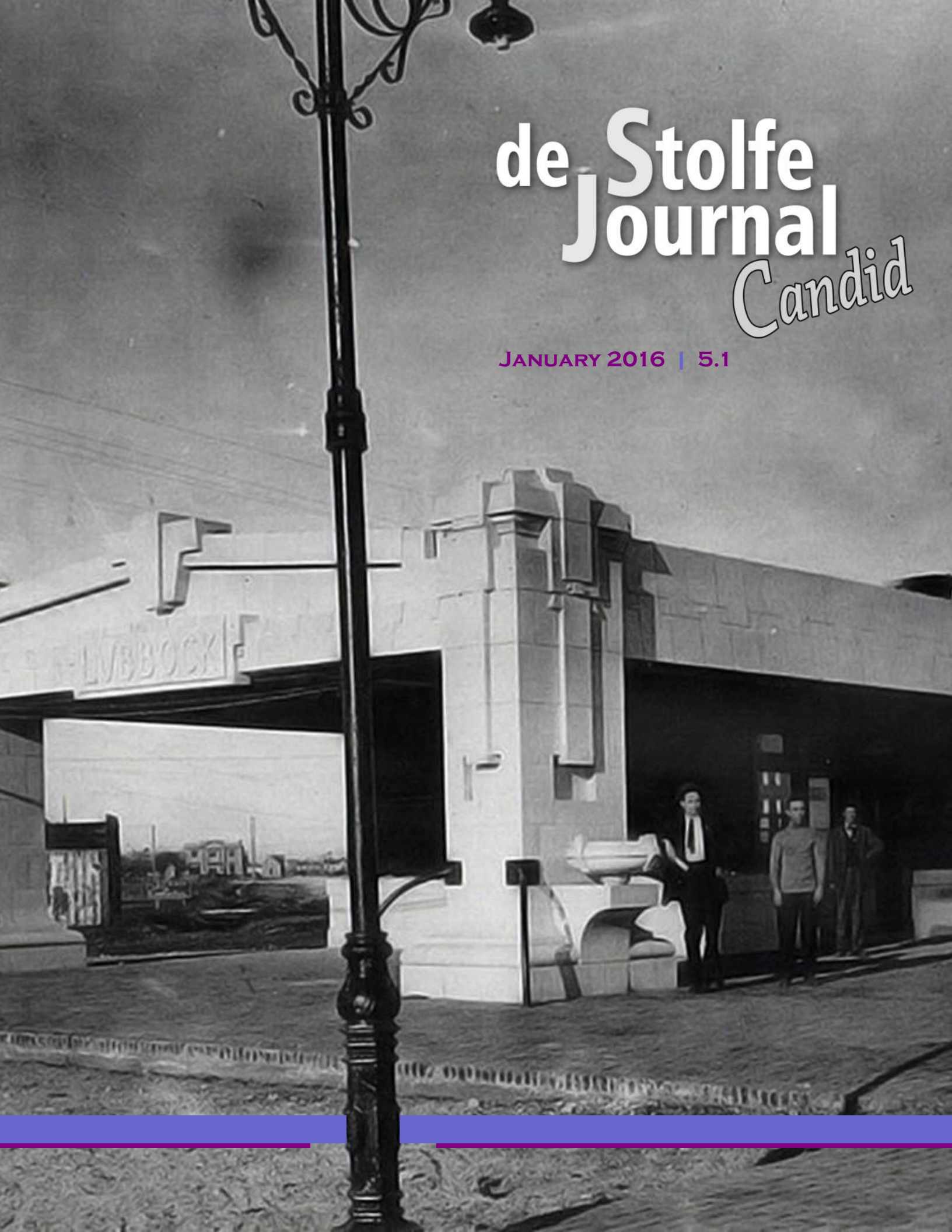


de Stolfe Journal

Candid

JANUARY 2016 | 5.1





Journal Contents



January 2016 | 5.1

- 3** **Candid Comments by the Producer**
My little commentary section
- 3** **Word for Life**
Words to speak for life
- 4-5** **Saddle Break Notes**
A mail bag mix of Facebook posts and quick notes
- 6** **Personal Life**
Expanded section about recent activities
- 7-10** **Recent Photo Acquisitions**
Part 1 of some recent historic photos I bought
- 11-12** **Old Rail Travel**
West Texas had a Santa Fe train route
- 13** **Bledsoe Santa Fe Depot**
An old depot in West Texas
- 13** **Rogue Cotton**
Some rogue cotton I found
- 14** **100 Years Ago—1915**
Some interesting facts from 100 years ago
- 15** **Simon's Cat**
A wonderful British cartoon and comic
- 16** **New DeLorean?**
Will the DeLorean be manufactured again?
- 17** **Good Wife's Guide**
See this list of tips for wives in the 1950s. With a twist.
- 18** **The Texas Report**
A variety of interesting topics relating to Texas
- 19** **EMV, Credit, Debit, ATM Cards**
Some more info about the cards used to buy stuff
- 20** **Back Page Literature**
New millennium road trip



Candid Comments from the Producer



Back to Regular Monthly Issues

Once again, I am running a little late with publishing this issue, but not quite as late as with the November-December issue! :-P Either way, I have tweaked and revamped the overall style of the journal, now in the fifth year of publishing the Candid variety. My first issue of the Candid was in July 2012, which is now in the fifth year, but not yet five years of actual publishing.

As you know by now, the past three to four months have been full of major changes, and changes for the better that have been long overdue. The November-December issue covered most of the details of that. And while not every detail of the changes are quite worked out to the best or ideal, I am quite pleased of the progress of the changes that have happened!

Now that I am back to regular monthly issues (at least trying to!), I'm back to providing more entertainment and stories about my personal life and experiences. I have put together an awesome issue heavy with photos and interesting observations. As always, I include topics of interest and snippets of the quirky, bizarre, and insane!

As for me personally, I finally have some news about my employment! As of the second week of January, I was officially hired to work where I currently am. Now if you are little confused about this, let me clarify with more details on page 6.

On the Cover

An interesting vintage photo I purchased recently showing the old Art Deco style Santa Fe depot. Learn more about this building and some other train related stories on pages 12 through 14.



Contents Page

This double exposed image of this photo and a Texas star is another one of my historic, vintage photos I've been collecting. See more starting on page 8 through page 11.



Word for Life

1 John 1:8 (NKJV)

"He who does not love does not know God, for God is love."

I posted this scripture on my Facebook wall in January 2011. Interestingly, I just posted this scripture in last month's Journal! I guess it stands repeating! Here's what I said in that Facebook post in January 2011.

"This is good to remember! When we want to be lazy or uncaring when we should be loving, we are not showing God's light, which is like we are in darkness! This is equally true when we don't receive love, for it is like we are rejecting God! Let's give AND receive Love always!"

Let's expand on this a little. The scripture says "...*God is love*". In math expressions, the "is" means "=". So this would be also saying that God equals love or that God is the same thing as love, or that God represents love, and also that love is God. So when we do not love, whether by choice, laziness, neglect, or simply by not paying attention to what's around us, we are not showing God, because love equals God, and likewise, we are not showing the light of God to others.

The other point of this writing back in 2011 was to say that loving is a two way street! Not only are we to love others, we are also to receive love. For many people this is especially hard when the love action involves the giving of something of value and the person is too scared or feels too unworthy to gratefully receive it!

Saddle Break Notes

February Calendar

- 2.1.16—National Freedom Day
- 2.2.16—Groundhog Day
- 2.3.16—The Day the Music Died
- 2.7.16—Super Bowl L (50)
- 2.8.16—Chinese New Year
- 2.9.16—Mardi Gras
- 2.10.16—Ash Wednesday
- 2.12.16—Lincoln’s Birthday
- 2.14.16—Valentine’s Day
- 2.15.16—President’s Day
- 2.22.16—Washington’s Birthday
- 2.29.16—Leap Day!
- 3.1.16—National Pig Day
- 3.3.16—Peach Blossom Day
- 3.4.16—Employee Appreciation Day

Goodbye Coleslaw

Sometime in the fall, Chick-fil-a announced that it would be removing coleslaw from its menu to replace it with a “chopped broccolini® and kale blend”. I forgot they had coleslaw on the menu until they said they would be removing it! I tried it again and forgot how really good it was! I’ve still managed to get the coleslaw, but I don’t know for how much longer.
(And as a side note: they have long gotten rid of the carrot-raisin salad! Yuk!)

SAYING GOODBYE
is never easy

Like an old friend, Cole Slaw has been a part of our heritage since Truett opened the Dwarf House in 1946. The removal of this menu item on January 9th will allow room for new items like Superfood Side. We are sharing this recipe so you can enjoy it at home!

4 teaspoons vinegar
¼ cup sugar
¼ teaspoon dry mustard
¼ teaspoon salt
1 cup mayonnaise
2 bags (10 oz bags) fine shredded cabbage, chopped to 1/8 inch
¼ cup finely chopped carrots



Whisk vinegar, sugar, mustard and salt together until sugar is dissolved. Add mayonnaise and whisk to mix. Add cabbage and carrots. Mix to combine. Refrigerate for 2 hours and serve.

(Makes 6-8 servings)



©CFA Properties, Inc. Chick-fil-A Stylized® is a registered trademarks of CFA Properties, Inc.

Crazy Blizzard

The crazy blizzard between Christmas and New Year brought a lot of snow. That snow had to be piled up out of the parking lots and lasted for weeks afterwards. Here is a photo of one such snow pile (or snow hills!) still in mid January!



Crazy Powerball

In mid January, Powerball got to a crazy, crazy dollar amount. So, what the heck. I bought one ticket for \$2.00 and let the computer pick the numbers (quick pick). I got zero matching numbers. Okay, so what. I only lost \$2.00.



Meatloaf

During the summer while I was still in Leadville, I made some meatloaf based on a recipe I obtained. Well, I made the meatloaf again in January.



Chris Pratt on Instagram

I came across this interesting post Chris Pratt made on Instagram while I was looking for something else (that’s how I find so much of the stuff I put in these journals!) What he had to say had a great message despite how loopy he must have felt when writing it (you’ll see what I mean when you read it).



“It’s 3:20am. I got picked up for work at 6:45am yesterday. I’m not good with math, especially after being up for approximately 61 hours but I think I’ve been up for over 77 hours. I did a table read for Guardians of the Galaxy 2 this morning and then shot all day on Passengers and just now wrapped some 144 hours later. Weirdly both films, which I’ll be shooting back to back, are being shot in Atlanta at Pinewood studios. We have the best crew. Total rock stars busting their asses. And the stuff we’re shooting. My God. I can’t wait for you to see it. I go back in in about 8 hours to do more. I am doing what I love. It doesn’t feel like work. Even though it is. I’m having fun. I’m overcome with joy and gratitude. I felt like posting this to say to anyone out there chasing your dream... Fifteen years ago I felt the same passion I feel today, but I had very little opportunity. I had to hustle hard and go hungry. I had to eat sardines and figure out how to get gas money. And I never had a plan B. I never stopped believing. Ever. Don’t give up. Apply constant pressure for as long as it takes. It will break before you do. Go get it.”

www.sunnyskyz.com/blog/1255/Read-What-Chris-Pratt-Wrote-On-Instagram-At-3AM-After-Being-Up-For-Nearly-80-Hours#dURF6fyXB67D7FOo.99

Saddle Break Notes

Facebook Posts— January 2016

These are only a curated selection of my posts made on Facebook.

January 1



Eating pizza at Pie Five Pizza.

January 2

Yummy!

January 2

I've gotten these [Chick-fil-a] calendars for well over a decade. I've gotten lots of free food over the years!

January 2

Experiment: chocolate cake in a mug by the Pioneer Woman. I'll let you know in a couple of minutes if it worked.



January 2

Well, I'll need to dig in, but it looks like it worked!

January 3

Left Job at Hi-Fidelity
Contract Graphic Artist for Hi-Fidelity of Lubbock.

January 4

Started Working at Hi-Fidelity
Graphic Artist for Hi-Fidelity of Lubbock doing whatever graphic work and architectural work needed.

January 7

Interesting remembrance I had while I was just listening to some music. In the summer 2000, I was working as a civilian in a military facility in northern Arizona. I was part of a grounds maintenance crew that went around the facility to cut brush and chip the wood, among other various tasks. (On a side note, it was protected land that had lots of various wildlife and occasionally had grazing cattle, too.) Anyway, the thought was that we had to ride every day a little ways into the facility in the crew cab pulling the chipper. Of course, we would listen to the radio. This one time, the six of us at the time were listening to a particular song and as soon as the chorus started, we had a catharsis! We all sang the chorus almost in perfect sync! (Darned if I can remember what the song was!)

January 8

Here's another variation. I readapted a recipe and call this one chocolate chip cake.



January 9

My fires of the first two months.



Eating lunch at Acuff Steak House.

January 15

First time here!

Shared a memory from January 15, 2015.

January 15

Too good not to share again!



RG loves DJ Meow Mix! Kchka kchka boom boom
kchka scratch... ScreeeeeeeeeeEEEEEEEEEEEEEE EE
EE EE EE POW!

January 15

I just hit 1234 in my inbox! That's how many emails I haven't checked since moving back to Lubbock in November 2015! If you sent me an email since then that I haven't responded to, it might be one of those!

January 16

Apparently, Siri can't say Boots and Cats anymore! Apple must have removed the feature! Siri did do it a few days ago, though. Oh well.

[I found out later that Siri indeed still can beatbox Boots and Cats, but that it was just not available for a day or two at that point.]

Eating tea at Pure Water Ice & Tea Company.

January 20

January 24

Is it just me or does anyone else notice that things in recent months sort of have a vague resemblance to the alternate 1985?

January 24

I'm warm enough that I needed to turn on the ceiling fans! Winter in Texas!

January 30

This year is a leap year. You have a month to plan something special on the day that only appears every four years!

Personal Life

While the whole Journal is and should be related to me and my life, some topics are just a little more directly personal and life oriented. For this issue, I'm electing to have a dedicated page to dedicate a little more space for it.

The past several months have seen a whole range of changes. For those who have kept up with my journals these past four years, you've seem many major ups and mostly downs that I've reported. Most of those topics related to life struggles caused in the past and affecting the present. Many times I was quite blunt and angry as you can get. While I had zero explanation for the crap and even more confusion about why change wasn't happening, I can say that after nearly four years, I finally had some change for the better!

The biggest glimmers of hope started in 2014 when I was chosen to work at a museum in Leadville! That was five months of much needed relief in a wide variety of areas. I won't go into the details for they are not all that important, but note that it finally got the wheels of change to start turning. However, after the job was done and I got back to Colorado Springs, the slump returned and became about as bad as it could get, especially by the start of 2015. The only hope I had was that I might be able to work again in Leadville that summer and just needed to hold on for a few more months until I could get back there. As I expected, I went back to Leadville to work and had another slightly longer summer of wonderful job experiences. The one note of difference this summer was that I was determined not to go back into a slump. I knew that the way out of repeating that slump was by not getting back into it in the first place and to completely sever away the previous situation once I finished with the Leadville job. I took steps as I could to use the summer prosperity to cause the change to happen. With that, a positive, constructive attitude, and the faith to see that it was done, I got back home. I did not know the details or the exact means things would happen, but I did not try to force anything to happen either.

As I already reported in the last issue, I got back to Lubbock in mid November after a series of activities. I am fortunate to already had a job lined up ready to start once I got into Lubbock. However, my apartment that was supposed to be lined up and ready to go (and one I lived in between 2001 and 2003) fell through for

reasons I won't go into, so I did find myself having to put my stuff into storage for up to a month (free with the U-Haul rental) and search again for an apartment. I stayed with a friend (and one who I was also working with) for about three weeks until I finally secured an apartment. As it turned out, I got an apartment in the same complex where I lived before between 2006 and 2010 except that I got a slightly larger apartment that had the features I only wished I had the first time I lived in the complex. The rent was also in the right range of the budget I would have.

Now about the job. A friend really stepped up the promotion about me to get me to work for this company (see the side bar for info about the company). As a sort of trial period that would be low risk for the company, I started as a "vendor worker". Basically this means, that I worked straight hours in a sort of noncontract way. In other words, I just worked there, that's all. I was not an employee, I was not employed by the company, I just worked there, that's it. From mid November through early January, this was the setup. I basically needed to show what I was capable of doing so that the CEO could be happy and comfortable enough to actually hire me. Having income right away after moving meant that I would not have a ticking financial bomb ready to explode in a few short weeks after moving!

Now, I mentioned about early January. The first week in January saw a particular change that would either clinch the job for me or see me searching for new one. Because the company was planning to expand over the next few years, that meant that new people would need to be hired and new positions created and expanded. A particular person who did some project specific work previously suddenly found himself jobless from his previous job and apparently inquired about more work or projects with this company. After a few days of discussion, the company hired him. Now normally, that would be like whatever. EXCEPT, that he did nearly the same type work as I did. That meant that they would be hiring someone doing similar work as me, but leaving me undecided as to the hiring decision. Since that would be weird and unfair, basically, the company officially hired both of us! In quick order, we both moved to a particular work space in the building to give us more room and an actual personal space. (Up to then, I worked at a table in my friend's office.) For the past two

months, I have been officially working for the company as an actual employee. As of yet, I do not have an official role or job title as that is still being determined as part of the company expansion and future planning. I hope to have more information about that in future issues.

About the Company

So here are some basic facts about the company I am now working for. The name of the company is Hi-Fidelity. It was established in 1954, but the current owner bought the company in 2002. Previously, the company mainly specialized in home stereo systems, hence the name Hi-Fidelity. But with the new owner, he greatly expanded the company to be a much broader range of services including (but not exclusively) security, automation, distributed audio and video, lighting control, and digital signage in addition to home theaters and house audio and video. The commercial side makes up the majority of the projects and income. A far cry from basic home stereo systems!

The role I have in relation to the expansion of the business is in several areas. While I don't yet have a title or an official role in the company, the work I've been doing hints the general direction. I started by creating a new website (of which I am still working on). After I was hired, I started working on other projects. I started taking floor plans and laying out symbols to show the installers where the different elements go in a structure. This sounds basic, but the process is a lot more involved than I'm describing here. I've also been working on plans to show the future remodeling of the current building. More recently, I'm getting to a point where I'll be making installation plans that are more complex. My main line of work is with the website, graphic work (different and overlapping with the other guy), and things relating to floor plans and installation layouts. Some things might be a one time project, while other things will be regular work.

Recent Photo Acquisitions

Over the second half of 2015, I found some cool old photos that I bought on eBay. Most of the photos are from the turn of the century through the first two or three decades. I included a few in the October issue, and here are some more as well as in future issue to come.




Turkey farm in Texas, circa 1940s.

Farm family, 1900s? These two great photos show a family with their buggy and horses. The guy on the left REALLY likes his bicycle!



1915 or 1916, Oregon. This appears to be a ranch rodeo, and this event looks to be a Wild Horse Race.


Date uncertain, perhaps 1920s? This photo looks to be a travelling photography studio that would go along with a circus or fair.



Recent Photo Acquisitions



I bought five related photos on eBay in September 2015. Four of them are shown here and the fifth one was in the October 2015 issue. They are of the Lee Ranch of the Phoenix, Arizona area and taken about 1910. The photo above and below might be of the same cowboy. However, the two photos to the left along with the third photo in the October issue appear to be the same man, who I am figuring is the Cow Man, meaning that he is the owner of the ranch or possibly the general manager.



Recent Photo Acquisitions



I bought this photo already in a wood frame. On the back was written, "Daniel Sargent's father's ranch in Wyoming, near Lander, 1890's".



I always like old photos that have some sort of description. This one is of a farm or possibly a ranch and has written on the back that the location is Johnstown, North Dakota, August 1888, and that this is the Johnstown harvest crew.

Recent Photo Acquisitions



This fantastic photo is a promotional photo by the N.E.A. on October 17, 1931. I'm not yet sure what the N.E.A. is since the New Deal didn't start until 1933. But either way, these are cowboys who went to New York City for the finals rodeo in Madison Square Garden. (Until moved to Oklahoma City then later to Las Vegas, the finals rodeo was in Madison Square Garden in New York City!) What is interesting about this photo is that they are standing in a stock car of the New York City Rail Road! Also, guess which ones are Texan. (clue: big hats!) Read the press release that was on the back (to the right).

R O D E O NEWS PICTURE SERVICE (MADISON SQUARE GARDEN, 319 West 49th Street.
(Telephone COLUMBUS 5-2724 (or just dial BOLARAG)

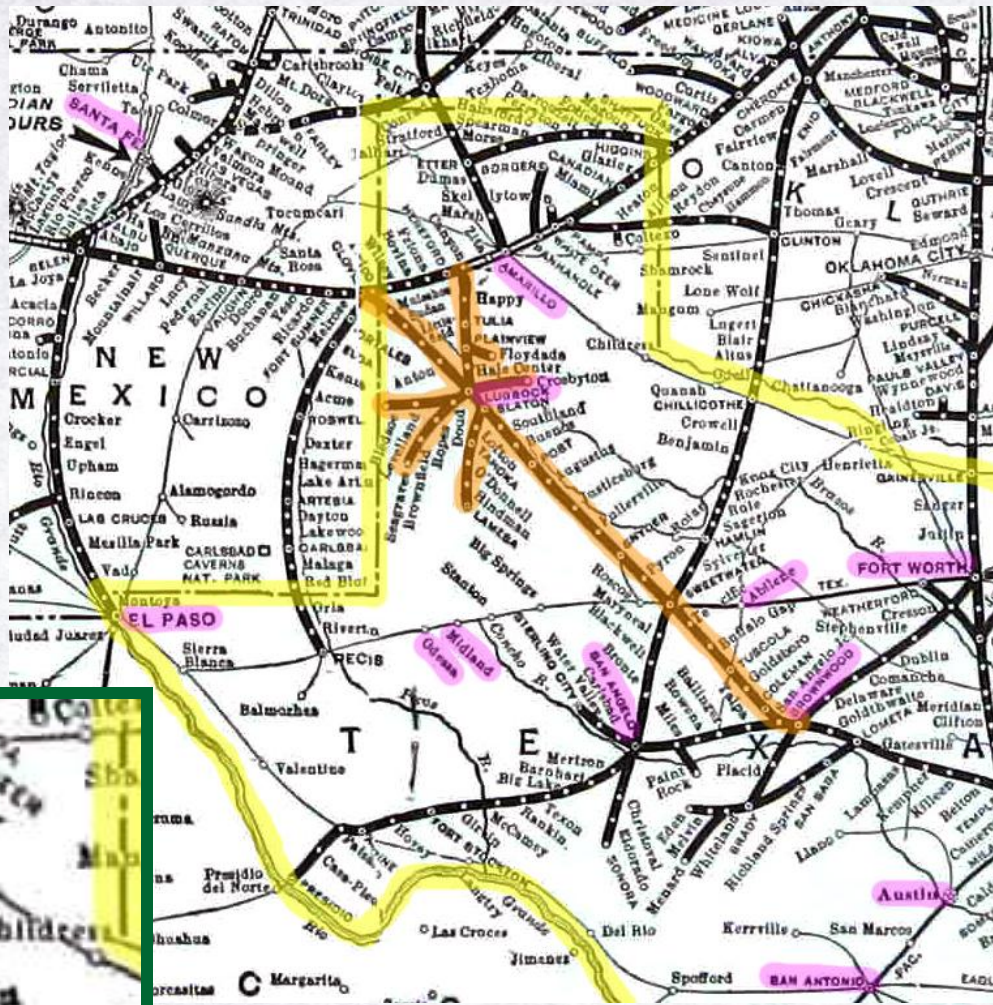
COMPLIMENTARY, RELEASED FOR PUBLICATION ON RECEIPT. ALL CREDIT WAIVED.

WHO SAYS BROADWAY?--Cowboys here for Rodeo, after sleepless night on rolling stampede special train from Texas, rest up after snorting, bucking, bellowing, squealing animal cargo is dumped out in West Side New York Central yards for the Garden corrals, Left to right: Tom Johnson, Jr., Texas; Joe Perkins, Arizona; Bob Walden, New Mexico; Hugh Bennett, Texas; Elmer Hepler, Oregon and Joe Welch, Arizona. They'll be ropin', ridin' and 'racolin' throughout October at world finals in cowboy sports.

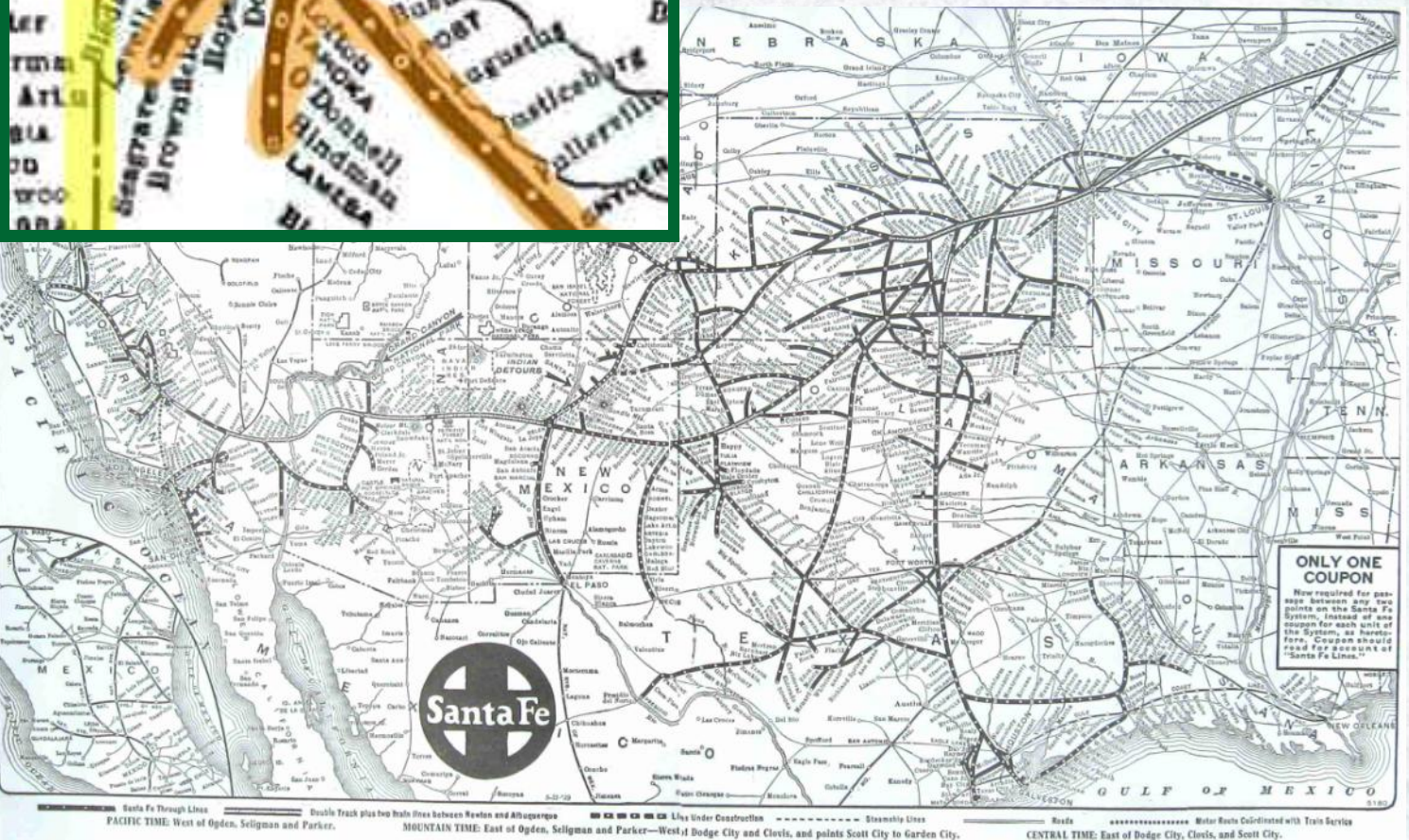
///

Old Rail Travel

While train travel existed even as early as the mid 1800s, the Golden Age of train travel was from the 1930s through the 1950s. At this time, train travel was at least as popular as automobiles, if not still more so. Likewise, you could go more places by train then. The route map for the Atchison, Topeka, and Santa Fe Railway (bottom) looks a little like a bowl of spaghetti because it had so many routes and interconnections with Texas in general having a nice selection of routes. Most of these routes are only freight rails today, if they exist at all. I highlighted in orange a route that went from Brownwood in the Hill Country to Lubbock. Lubbock got its name as the Hub City because of all of the roads that went out of Lubbock in all directions like a wheel spoke. Lubbock had two train stations: one for the Santa Fe Railway and the other for the Fort Worth and Denver Railway (now the Buddy Holly Center).



Below: Santa Fe Railway route map for the mid southern states of the US.

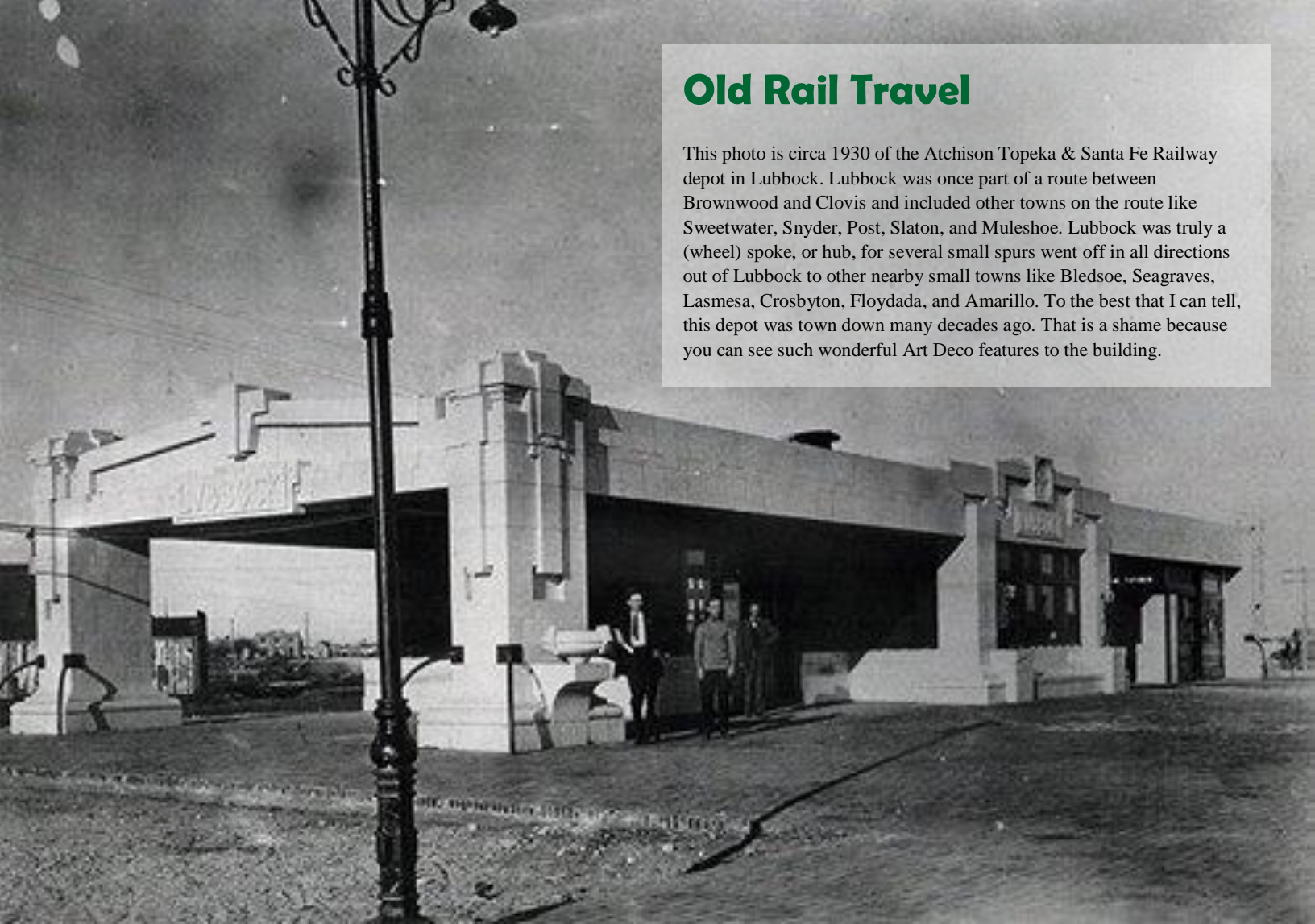


ONLY ONE COUPON
 Now required for passage between any two points on the Santa Fe System. Instead of one coupon for each unit of the System, as heretofore, Coupon should read for one unit of "Santa Fe Lines."


Santa Fe
 Santa Fe Through Lines Double Track plus two main lines between Reelin and Altamogordo Lines Under Construction Steamship Lines Roads Motor Routes Coordinated with Train Service
 PACIFIC TIME: West of Ogden, Seligman and Parker. MOUNTAIN TIME: East of Ogden, Seligman and Parker—West of Dodge City and Clovis, and points Scott City to Garden City. CENTRAL TIME: East of Dodge City, Clovis, and Scott City.

Old Rail Travel

This photo is circa 1930 of the Atchison Topeka & Santa Fe Railway depot in Lubbock. Lubbock was once part of a route between Brownwood and Clovis and included other towns on the route like Sweetwater, Snyder, Post, Slaton, and Muleshoe. Lubbock was truly a (wheel) spoke, or hub, for several small spurs went off in all directions out of Lubbock to other nearby small towns like Bledsoe, Seagraves, Lamesa, Crosbyton, Floydada, and Amarillo. To the best that I can tell, this depot was torn down many decades ago. That is a shame because you can see such wonderful Art Deco features to the building.



This old photo is of the train depot in Ranger, Texas in 1919. Obviously, the train is at the depot for a stop. If you look carefully, you can see a variety of great details!



Bledsoe Santa Fe Depot

This building is currently located at about 19th Street and Iola Avenue in Lubbock, Texas and is used as an antique store (which is rarely ever open!). But originally, the building was a train depot built in 1925 and located in Bledsoe, Texas which is about 70 miles to the west. Bledsoe was the last stop on a Santa Fe spur line from Lubbock. After the routes ended after 1966, the depot was eventually moved to its present location to preserve the building. The historical marker was added in 1973.



Rogue Cotton

A short walk from my apartment and nearly across the street from the above depot was this small group of cotton plants. Normally, cotton is specifically planted in large fields outside of the city. I can imagine that earlier in the year some trucks hauling cotton bales or gin trash had some cotton seed blow out and eventually land in these spots (which are under twenty feet from the curb) and plant. Since cotton can grow quite well on its own without water, the seeds grew all summer and balled out in the fall!



THE YEAR IS 1915 – JUST ONE HUNDRED YEARS AGO

- The average life expectancy for men was 47 years.
- Fuel for cars was only sold in drug stores.
- Only 14 percent of the homes had a bathtub.
- Only 8 percent of the homes had a telephone.
- The maximum speed limit in most cities was 10 mph.
- The tallest structure in the world was the Eiffel Tower.
- The average US wage in 1910 was 22 cents per hour.
- The average US worker made between \$200 and \$400 per year.
- A competent accountant could expect to earn \$2000.00 per year.
- A dentist could make \$2,500.00 per year.
- A veterinarian could make between \$1,500 and \$4,000 per year.
- A mechanical engineer could make about \$5,000 per year.
- More than 95 percent of all births took place at home.
- Ninety percent of all doctors had no college education. Instead, they attended so-called medical schools, many of which were condemned in the press and the government as “substandard”.
- Sugar cost four cents a pound.
- Eggs were fourteen cents for a dozen.
- Coffee was fifteen cents a pound.
- Most women only washed their hair once a month. They used Borax or egg yolks for shampoo.
- Canada passed a law that prohibited poor people from entering into their country for any reason.
- The five leading causes of death were: Pneumonia and influenza, Tuberculosis, Diarrhea, Heart Disease, and Stroke
- The American flag had 45 stars.
- The population of Las Vegas, Nevada was only 30.
- Crossword puzzles, canned beer and iced tea hadn't been invented yet.
- There was neither a Mother's Day nor a Father's Day.
- Two out of every 10 adults could not read or write.
- Only 6 percent of all Americans had graduated from high school.
- Marijuana, heroin and morphine were all available over the counter at local drugstores. Back then pharmacists said, “Heroin clears the complexion, gives buoyancy to the mind, regulates the stomach, bowels and is, in fact, a perfect guardian of health!”
- Eighteen percent of households had at least one full-time servant or domestic help.
- And last, there were about 230 reported murders in the entire United States!

It is amazing how fast everything around us is changing. It is impossible to imagine what it will be like in another 100 years!

Simon's Cat



I have shown this character several times before. Simon's Cat is a cat character without a name whose owner is Simon.

This all white cat first appeared as a YouTube video titled *Can Man Do* released on March 4, 2008. The creator is Simon Tofield who lives in London. Simon has four of his own cats, Teddy, Hugh, Jess, and Maisie, who provide continual inspiration.

Starting the summer 2014, The Simon's Cat studio launched a crowd sourcing campaign on Indiegogo to raise money for a new longer themed video. Full funding was achieved in about a month! The new video will be called *Off To The Vet* and will also feature full color. While Simon's Cat is actually all white, the variety of other characters and the backgrounds will be color (like shown on this page). I don't know when th release date will be, but I have to assume that they are well on the way to making it right now.

www.simonscat.com

Here are some of the varied characters of Simon's Cat.



New DeLoreans?

In an interesting turn of events, a cultural icon is coming back! The icon is the DeLorean automobile! Yes, this is the same vehicle made famous by *Back to the Future*. The DeLorean Motor Company was founded in 1975 in Detroit, Michigan. Despite the company filing bankruptcy in 1982 for various reasons, the DMC-12 model vehicle with gull wing doors was used in the Back to the Future series and became the central icon of the films. In addition, through various channels, parts and support by third parties kept the vehicles that existed with some means of repair.

Jump now to 2016, an unrelated company now also called DeLorean Motor Company (after an out of court settlement with the estate of the original company) made a statement that they intend to construct a new low volume production of the DMC-12 vehicles will be made in 2017. They are early in this process to work out the feasibility of the vehicles. Learn more about this new production plan:

www.delorean.com/new-delorean-production-update.htm

No word whether or not it will come with Mr. Fusion, flux capacitor, and time circuits.



August 6, 2010. 8:31 AM.
DeLorean spotted next to my truck at my apartment on west loop in Lubbock.

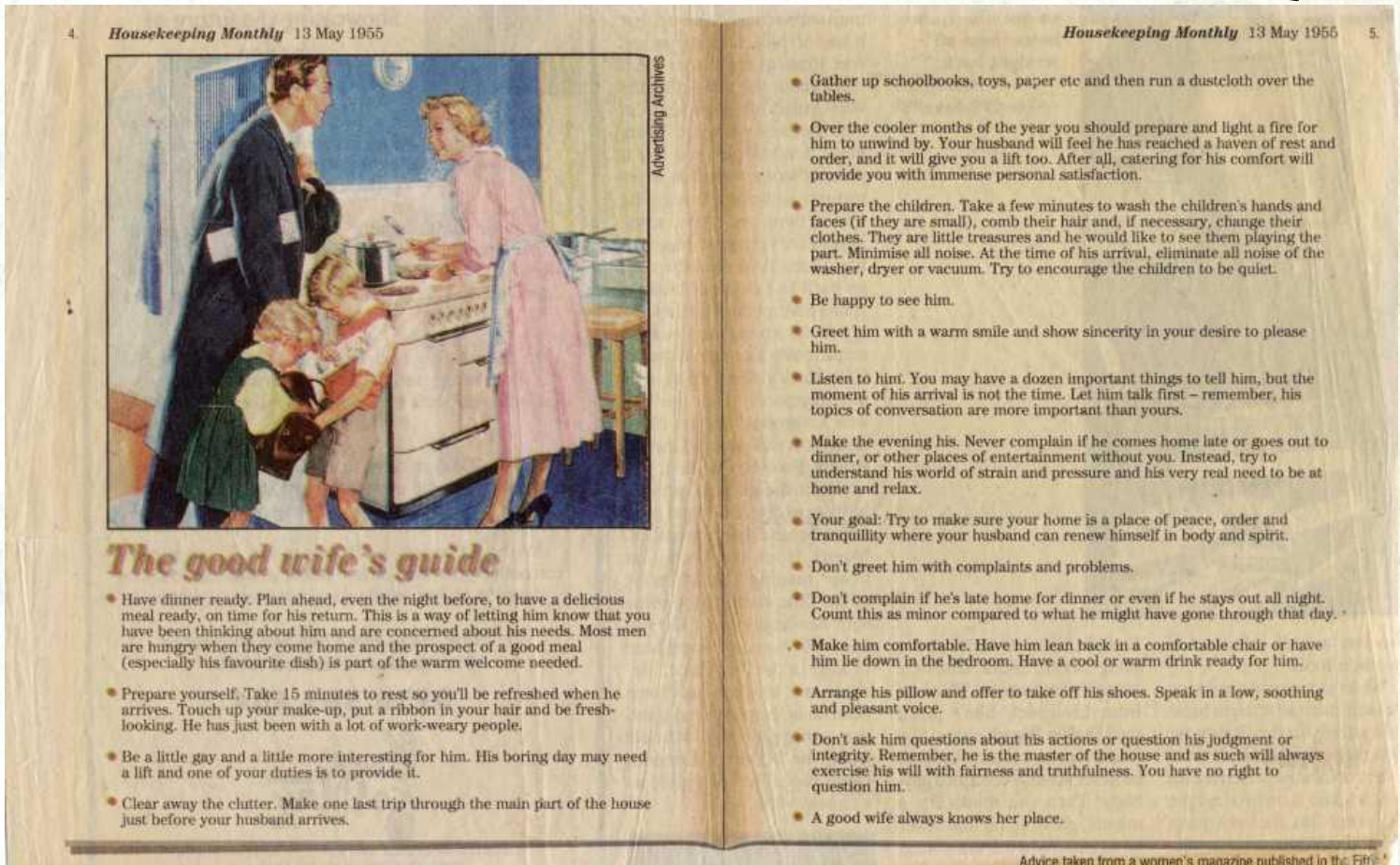
I've shown this photo before. I took this photo with my RAZR phone in the summer 2010 at my apartment in Lubbock. I was about to leave and there was the DeLorean! (Minus the time machine equipment and Mr. Fusion, of course!)



"The Good Wife's Guide"

In a fantastic piece of vintage history, I came across this article from the May 13, 1955 issue of *Housekeeping Monthly* called *The Good Wife's Guide*. As it turns out, this article—which is often circulated through Facebook and potentially an earlier version by fax in the 1980s—is fabricated! *Housekeeping Monthly* was not an actual magazine and the illustration,

which is real, was taken from a copy of *John Bull* magazine published in the UK from 1957. You can sort of tell that even for the 1950s, the "advice" was unusually extreme, despite a similar stereotype of the time period. Even if this was real, this type of advice would be immediately rejected by today's society! (at least by women for certain!)



1. Have dinner ready. Plan ahead, even the night before, to have a delicious meal ready, on time for his return. This is a way of letting him know that you have been thinking about him and are concerned about his needs.
2. Most men are hungry when they come home and the prospect of a good meal (especially his favorite dish) is part of the warm welcome needed.
3. Prepare yourself. Take 15 minutes to rest so you'll be refreshed when he arrives. Touch up your makeup, put a ribbon in your hair and be fresh-looking. He has just been with a lot of work-weary people.
4. Be a little gay and a little more interesting for him. His boring day may need a lift and one of your duties is to provide it.
5. Clear away the clutter. Make one last trip through the main part of the house just before your husband arrives. Gather up schoolbooks, toys, paper, etc. and then run a dust cloth over the tables.
6. Over the cooler months of the year you should prepare and light a fire for him to unwind by. Your

- husband will feel he has reached a haven of rest and order, and it will give you a lift too. After all, catering for his comfort will provide you with immense personal satisfaction.
7. Prepare the children. Take a few minutes to wash the children's hands and faces (if they are small), comb their hair and, if necessary, change their clothes.
8. Children are little treasures and he would like to see them playing the part. Minimize all noise. At the time of his arrival, eliminate all noise of the washer, dryer or vacuum. Try to encourage the children to be quiet.
9. Be happy to see him. Free him with a warm smile and show sincerity in your desire to please him. Listen to him.
10. You may have a dozen important things to tell him, but the moment of his arrival is not the time. Let him talk first — remember, his topics of conversation are more important than yours.
11. Make the evening his. Never complain if he comes home late or goes out to dinner, or other

- places of entertainment without you. Instead, try to understand his world of strain and pressure and his very real need to be at home and relax.
12. Your goal: Try to make sure your home is a place of peace, order and tranquility where your husband can renew himself in body and spirit.
13. Don't greet him with complaints and problems.
14. Don't complain if he's late home for dinner or even if he stays out all night. Count this as minor compared to what he might have gone through that day.
15. Make him comfortable. Have him lean back in a comfortable chair or have him lie down in the bedroom. Have a cool or warm drink ready for him.
16. Arrange his pillow and offer to take off his shoes. Speak in a low, soothing and pleasant voice.
17. Don't ask him questions about his actions or question his judgment of integrity. Remember, he is the master of the house and as such will always exercise his will with fairness and truthfulness. You have no right to question him.
18. A good wife always knows her place.



The Texas Report



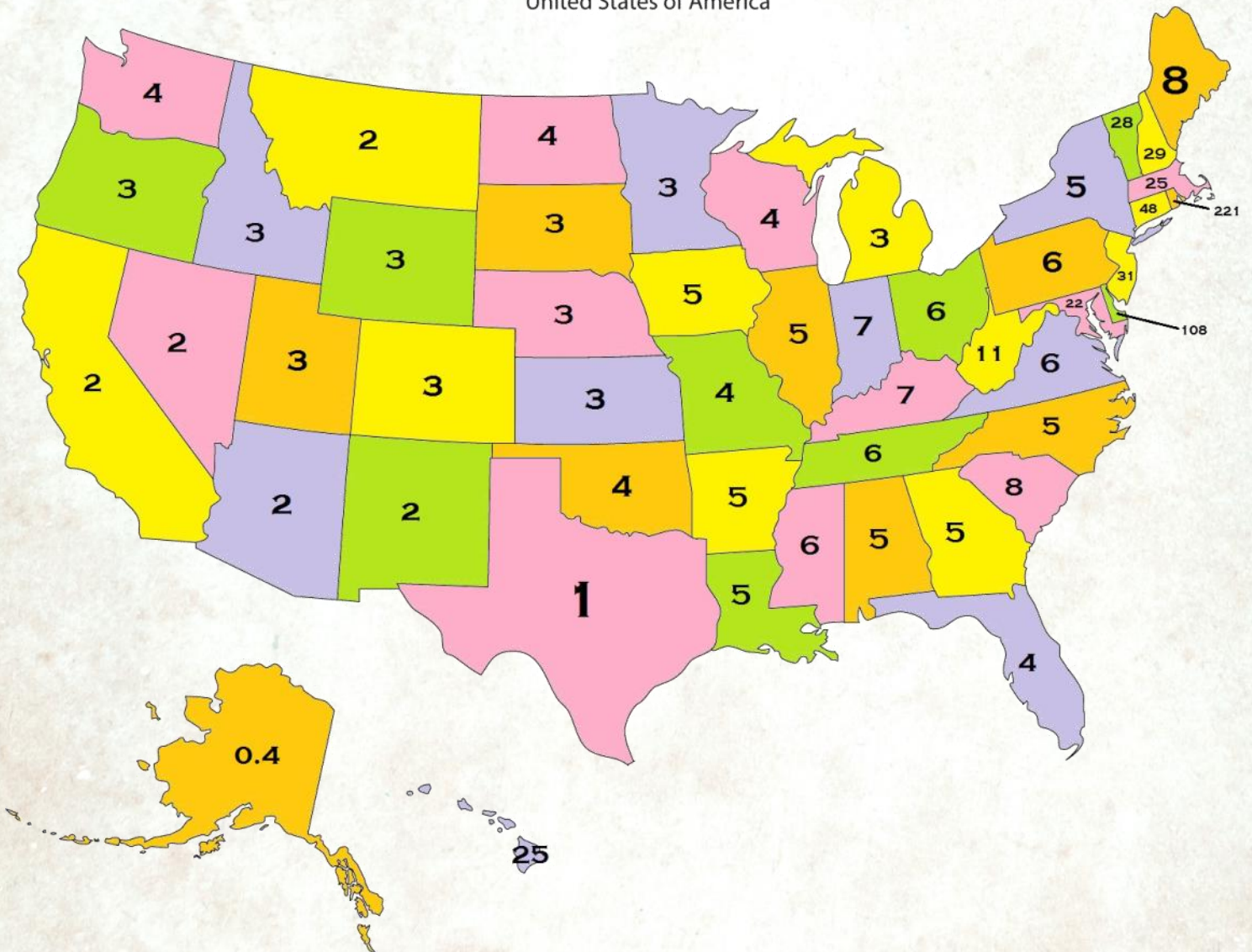
Texans are quite happy to be Texans and to live in Texas. This is nothing new and nothing unknown. But here's a new twist to the idea. How many times can some other state fit into Texas? (approximately.) Well, someone took the time to figure that out! Except for Alaska which is obviously larger, all of the other states can each fit into Texas at least once. The more scientific way to figure this is to take the square footage (or acreage?) and ratio it to the footage of Texas to get an approximate number. Obviously, the ratios are not clean numbers like on this map, but it does give a general idea of proportion. DC was apparently not factored in this map, but since it is at least have the size of Rhode Island, it is certain to be at least double the proportion of Rhode Island.

- 5 Alabama = 1 Texas
- .4 Alaska = 1 Texas
- 2 Arizona = 1 Texas
- 5 Arkansas = 1 Texas
- 2 California = 1 Texas
- 3 Colorado = 1 Texas
- 48 Connecticut = 1 Texas
- 108 Delaware = 1 Texas
- 4 Florida = 1 Texas
- 5 Georgia = 1 Texas
- 25 Hawaii = 1 Texas
- 3 Idaho = 1 Texas
- 5 Illinois = 1 Texas
- 7 Indiana = 1 Texas
- 5 Iowa = 1 Texas
- 3 Kansas = 1 Texas
- 7 Kentucky = 1 Texas

- 5 Louisiana = 1 Texas
- 8 Maine = 1 Texas
- 22 Maryland = 1 Texas
- 25 Massachusetts = 1 Texas
- 3 Michigan = 1 Texas
- 3 Minnesota = 1 Texas
- 6 Mississippi = 1 Texas
- 4 Missouri = 1 Texas
- 2 Montana = 1 Texas
- 3 Nebraska = 1 Texas
- 2 Nevada = 1 Texas
- 29 New Hampshire = 1 Texas
- 31 New Jersey = 1 Texas
- 2 New Mexico = 1 Texas
- 5 New York = 1 Texas
- 5 North Carolina = 1 Texas
- 4 North Dakota = 1 Texas

- 6 Ohio = 1 Texas
- 4 Oklahoma = 1 Texas
- 3 Oregon = 1 Texas
- 6 Pennsylvania = 1 Texas
- 221 Rhode Island = 1 Texas
- 8 South Carolina = 1 Texas
- 3 South Dakota = 1 Texas
- 6 Tennessee = 1 Texas
- 1 Texas = 1 Texas
- 3 Utah = 1 Texas
- 28 Vermont = 1 Texas
- 6 Virginia = 1 Texas
- 4 Washington = 1 Texas
- 11 West Virginia = 1 Texas
- 4 Wisconsin = 1 Texas
- 3 Wyoming = 1 Texas

United States of America



EMV, Credit, Debit, ATM Cards

While there is much to say about what an EMV chip card is and what it does, I will not even attempt to answer most of those questions. Google will give you many results to get those answers. Here, I will just give some very basic information.

What is EMV?

EMV is “Europay, MasterCard, and Visa” and refers to a special microchip type of technology physically located on the front of a credit/debit card. Traditionally, cards just have a magnetic stripe on the back that you use to swipe in a machine to complete a purchase transaction. The new EMV chip still accomplishes the same thing but in a safer and more secure way.

And by the way, let’s settle with finality the stupid confusion people have about the difference among “credit”, “debit”, and “ATM” cards!

ATM Card—“any payment card issued by a financial institution that enables a customer to access an automated teller machine (ATM) in order to perform transactions such as deposits, cash withdrawals, obtaining account information, etc.” You rarely see “just” an ATM card anymore. These were cards issued by banks to be used solely at ATMs.

“Debit” and “Credit”—Before I go into other cards, let me explain the difference between these terms. “Debit” and “credit” are specifically accounting terms in reference to a double entry system of accounting. The word debit refers to the “left side” and the word credit refers to the “right side” of a T chart. Without going into too much accounting detail, the debits and credits go in pairs and affects at least two accounts in accounting practices. Do a good search for more detail.

Credit Card—“a small plastic card issued by a bank, [private] business, etc., allowing the holder to purchase goods or services on credit.” This means that you are purchasing items with money you do NOT currently have. In essence, it is like a loan you build up with every purchase that you will pay back with interest (fees). Traditionally, this is what started the whole craze of having the “little plastic cards” to buy things! It also became very expensive and often was the cause of bankruptcies.

Debit Card—“a card issued by a bank allowing the holder to transfer money electronically to another bank account when making a purchase.” While this definition seems a little vague, it means that you are making a purchase using a plastic card and paying for the items with money you HAVE in your account. So, the money is transferred from your account to the store’s financial account upon completion of the transaction.

“Visa” and “MasterCard”—Up to now, I have made no mention about the terms Visa and MC. That’s because these labels are INDEPENDENT of whether you have a debit card or a credit card! Both debit and credit cards can have Visa or MC labeling!

Europay, Discover, Amex—These are similar to Visa and MC but are their own varieties of brands. In this issue, I shall not try to explain them.

The key point about this writing is that you understand the difference of credit and debit. Simply put, credit means you rack up debt to pay back, and debit is money you already have that is deducted. Another point: NO MATTER WHETHER YOU HAVE A DEBIT CARD OR A CREDIT CARD, IF IT HAS A VISA OR MC SYMBOL, THE REGISTER MAKES NO SEGREGATION OF HOW YOU WILL PAY FOR THE PURCHASE, JUST THAT YOU ARE PAYING! If you just can’t keep the terms straight, just swipe the card anyway, enter your pin or sign you name, and go! You are more likely to rob yourself out of a purchase because you hesitated from confusion!

EMV Chip cards—Now, with the explanation of the above terms made, the real difference of that and the EMV chip has to do with security. More about the EMV chip cards in the next issue.

Upcoming Issues

*The next issue is the February 2016 issue (5.2).
Here’s a preview of topics to come in future issues.*



Leap Day

Leap Day comes once every four years. Find out more about the purpose and history of this unusual day.



Vintage Photos

As I keep building my vintage/historic photos, I’ll keep adding them to the journals to view.



Autochrome

Color photographs from a hundred years ago? Yes! One variety of color photography called autochrome uses potato starch!

RG de Stolfe



806.470.5867
rgdestolfe@yahoo.com

New Address:
2102 W Loop 289 Apt 194
Lubbock, Texas 79407

Back Page Literature

My Road Trip for The New Millennium Christmas

In past issues, I included in this section various writings that were either published or academic for classes. I also included several years ago two specific writings. One was about a bus trip to Arizona and the other was about a train trip also to Arizona. Both of them I made into little books with illustrations in the mid 1990s. Several years after that, I had always intended to write a third little book of a similar nature but from a different angle. The first two writings were from Florida to Arizona, but the third book was going to be the reverse since I had already moved to Arizona at the time and was going to Florida for a visit. The other difference was that I would be driving since I had a vehicle by that point. The year was 1999 and I was going to Florida for Christmas and the new millennium new year! Note: the writing was never completed. So the writing only tells about the first half of the trip. I don't recall much anymore about the drive back to Arizona in January 2000.

Since last writing this series of trip books, I went to Flagstaff for yet a third extended studies trip to fire our pottery and see the sights, but at that point I had already decided to and took care of the paperwork to move to Flagstaff to go to school at Northern Arizona University (NAU) in the fall of 1996. Also while in school, I eventually bought a truck and by that Christmas, I had decided that I wanted to drive back to Florida for Christmas rather than fly like I did for several years prior. So I left on Friday, December 17, 1999 to head to Florida. I decided that I would, to some extent, retrace my first bus trip route and revisit and spend some extra time in certain places I went to with the bus trip, train trips, and special visit spots. I would go east on I-40 to Amarillo, then down to Dallas, then to Shreveport to New Orleans, and finally to Jacksonville. I essentially took the same route backwards when going back to Flagstaff. In addition to this trip, I had several other little trips with one major trip around Florida by going to Miami, over to Naples, then back up to Jacksonville.

I got gas, went to Safeway and Burger King then left around 2:45 PM from Flagstaff and started heading east on I-40. I was going to go to the graduation ceremony but decided that I just wanted to get going instead. *[The graduation ceremony was for my BS of Arts Management degree that I actually got in*

August 1999. The ceremony was just the formality.] The drive to Albuquerque was clear and quite smooth. I got to the Arizona border around 6:30 PM then to Grants for dinner at KFC around 7:30. I got gas in Albuquerque around 9:00. then got to Santa Rosa and had dinner. I was going to stop in Santa Rosa then Tucumcari but I just kept going until I got to Amarillo. I got to Amarillo about 2:00 AM CT and was really tired. The next day in the late morning I decided to go to the American Quarter Horse Museum. This was a great museum. I really learned a lot about the history of horses, how to care for them, and horses in art. I definitely want to go back there when I have more time to spend. I heard about a place on the radio that had cheap Wranglers, so I found the place and bought two pairs. *[It was called Cactus Jack's and it is no longer in business. The one in Lubbock is also long out of business.]* I got gas then was on my way to Dallas by 2:00 PM. I forgot how long it takes to get to Dallas from Amarillo; it took me over five hours! Once I got there, I got gas then tried to find that BBQ place (Dickey's) in Irving that I went to with Mom on the Fourth of July weekend in 1998. I drove around for almost two hours trying to find that damn place. I even went to the airport to go there. I said screw it and got east of Dallas and went to Jack in the Box (and got my millennium ball topper!) then got doughnuts from Albertsons. I was off again by 9:45. I got to Shreveport, then started going south. I got gas in Mansfield around 2:15 AM and kept going, but I was soooo tired that I got as far as Alexandria and had to stop. I had trouble finding the motel because the fog was absolutely unbelievable! I could not see 50 feet in front of me very well. Even the road lights were so masked that I could not see them until I was right up on them! I got to the motel by 4:30 and passed out! I left fairly late the next day (Sunday) got gas and went down to New Orleans. I got there and drove around for a little while to find some parking. I went to the new Harrahs casino, and man was that place lush! I then went to the mall by the river and got some food from the food court. I got a chicken poboy that was really good as well as went to the Accent Annex for some Mardi Gras supplies, then got some café au lait et beignets from Café du Monde. I looked around then called mom to let her know that I would be getting home tonight which completely surprised her! I was off by 5:30 PM. I basically just kept going and going except for a break and gas in Crestview,

Florida after 9:00 PM. I finally got into Jacksonville and home by I think 1:00 AM. Needless to say I slept until like 3:00 in the afternoon on Monday. I do seem to recall that after I arrived, we went to Denny's for breakfast before getting back to the house to sleep. I spent about three weeks in Florida since the dorms in Flagstaff would be off limits until they opened them back up in January before the spring term started.

Here are a few details below that I recall.

~~~~~  
Since it was Christmas, mom and I went to the new Home Depot to get a Christmas Tree (or was it a Christmas tree lot?) well, whatever. I drove my truck and we put the tree in the back. As we were driving back, I somehow took a wrong turn down a residential street and realized that I would have to turn around. As it turned out, when I backed up, I fell onto the concrete culvert just off the side of the road and really got stuck! I mean that that the axel was sitting on the concrete and the wheel just hanging over the edge! Well, it took a few minutes, but a few neighbors came out to help and one of the people came come for Christmas with his big rig, which he said he normally didn't do. He hooked up to the front of my truck and with a quick jerk yanked the truck off the concrete! We said our thanks and Merry Christmases and went on our way. Of course, mom was a stressed out mess!

~~~~~  
Since this was also the change from 1999 to 2000, downtown Jacksonville has a spectacular fireworks display after midnight on New Year's Eve. Much more fireworks that I've ever seen Jacksonville do before.

~~~~~  
Sometime during the three weeks I was in Florida, mom and I decided to drive around Florida to see some people. As I recall, we drove down to south Florida and Miami and met up with dad. Then, the three of us drove over to the west side to Naples to visit my aunt. Dad went back to Miami and mom and I drove back to Jacksonville.

~~~~~  
On the drive back to Flagstaff in January 2000, I do seem to recall that somewhere while in Texas, I had an issue with my truck having a hole in the oil tank. I was a stressed out mess trying to get back to Flagstaff without thinking that I was burning up the engine!